

REGULAR BOARD MEETING AGENDA

Date: May 1, 2025

Time: 5:00 p.m.

Teleconference/Public Participation Information

Meeting Location

This meeting will be held via teleconference and in person at:

City of Monte Sereno City Hall
18041 Saratoga-Los Gatos Road
Monte Sereno, CA 95030

General Information

For this meeting, members of the public may observe virtually via the meeting link below or physically at the above-mentioned location. For those attending the meeting in person, please refer to the last bullet for instructions on making public comments. For those attending virtually, please refer to the following set of bullets for attendance and instructions for making public comments:

- Submit any written comments via email to the West Valley Solid Waste Management Authority (Authority) at Authority@WestValleyRecycles.com prior to or during the time reserved for public comment. At the Board meeting, Authority staff will share all comments with the Board and the comments will become part of the public record.
- Observe and address the Board telephonically at the appropriate time provided at the meeting for public comment, following these instructions:

Link to join the Virtual Meeting: <https://us02web.zoom.us/j/87506754638>

Call-in Phone Number: +1 (669) 444-9171

Meeting ID: 875 0675 4638

- During the meeting, the Chairperson will call for public comment. If you wish to address the Board, please use the “raise hand” feature and the Chairperson will call on you when it is your turn.

Note: For those joining virtually, Authority Staff will need to temporarily promote you to a panelist and unmute you to speak.



- For those physically attending, please hold onto all comments until the Chairperson calls for public comment. Once the public comment period has opened, please either stand or raise your hand and the Board will call on you to speak and make your comment.

Agenda Items

Call to Order

Pledge of Allegiance

Roll Call

Orders of the Day

Each Board Meeting has a predetermined order of business that is prepared in advance and included here in the Board Meeting agenda. Each agenda item is preset in a particular order and a particular start time. The Board Chair, or Board Member majority (by vote), may change a Board Meeting's order of business (except for public hearings, which cannot be changed).

Oral Communications from the Public

Written Communications

Presentations and Informational Items

None

Old Business

1. Receive a report on the Authority's solid waste and customer service programs.
2. Receive a report on West Valley Collection & Recycling's (WVC&R's) collection rates effective July 1, 2025.

New Business

None

Consent Calendar

3. Receive a report on recent regulatory and legislative changes.
4. Approve the February 6, 2025 Authority Board Meeting Minutes.



WEST VALLEY

Solid Waste Management Authority

CAMPBELL • LOS GATOS • MONTE SERENO • SARATOGA

May 1, 2025
5:00 p.m.
Page 3 of 3

5. Receive the Executive Director's Year-to-Date Financial Report through March 31, 2025 for the fiscal year (FY) ending June 30, 2025.
6. Receive a report on the Authority's FY 2023-24 Audited Financial Statements.
7. Approve Board Meeting schedule for FY 2025-26.
8. Approve Resolution 2025-02 of the Board of Directors of the West Valley Solid Waste Management Authority allowing an eleventh construction and demolition (C&D) collection contractor to participate in the non-exclusive C&D program and authorizing the Executive Director to execute the agreement, consistent with the non-exclusive model approved by the Board in Resolution 2023-10.

Public Hearings

None

Executive Director Report

Board Member Reports

Future Agenda Items

Adjournment

Next Regular Meeting: September 4, 2025, 5:00 p.m.

This page intentionally left blank



Agenda Item No. 1

Meeting Date: May 1, 2025

To: West Valley Solid Waste Management Authority Board

From: Executive Director

Subject: Solid Waste and Customer Service Programs

AGENDA ITEM REPORT

Recommended Action

Receive a report on the West Valley Solid Waste Management Authority's (Authority) solid waste and customer service programs.

Discussion

The Authority contracts with West Valley Collection & Recycling (WVC&R) through the Authority and Waste Connections of California Inc., d/b/a West Valley Collection & Recycling for Organic Materials, Recyclable Materials, and Solid Waste Collection Services and Organic Materials and Recyclable Materials Processing (Collection Agreement). In addition to providing quality collection service, WVC&R is responsible for street sweeping as well as various forms of education, outreach, and other customer service responsibilities within the Authority, ensuring successful recycling programs that conform and comply with the requirements imposed by the State of California (State).

In addition to the exclusive Collection Agreement with WVC&R, the Authority has a non-exclusive construction and demolition (C&D) debris program, which covers collection and processing of C&D material.

The figures in this agenda report summarize the status of each program and indicate the following program trends.

- **Customer Participation in Organics Programs.** During the implementation of organics collection programs in 2022, there was an increase in the total volume of service provided to customers as organics collection containers were provided to customers that did not previously subscribe to organics service. During 2022 and 2023, the Authority's total organic waste collection increased by 609 tons or 30%. Organics recycling participation began to slow and level off during the later months of 2023 into 2024. Through the second half of 2024, the Authority saw an anticipated increase in the amount of recycled and organic material diverted from landfill, likely resulting from the launch of new Authority and WVC&R branding and related



enhancements to the Authority's education and outreach program.

- **Bulky Item Collection.** The Authority has seen increased participation in the bulky item collection program due to enhancements negotiated as part of the Collection Agreement with WVC&R. Single-family residents now receive three annual on-call bulky item collections and multi-family residents receive one annual on-call bulky item collection per dwelling unit at each multi-family property. Bulky item collection participation is at 23 collections per day on average compared with WVC&R's capacity of 40 collections per day per the Collection Agreement.
- **Missed Collections.** The Board and Authority have continually monitored the reliability of WVC&R's collection service, due to various performance issues. WVC&R started showing improvement in September of 2023; however, WVC&R's collection reliability decreased in early 2024, which may have been caused by the implementation of new routes under the new Collection Agreement. When compared to the spike in missed collections that took place in early 2024, recent months have shown missed collections drop from approximately 700 per month to 400. Therefore, the Authority will relieve WVC&R of the commitment to pay liquidated damages for the months of January and February 2025.
- **Customer Service.** The number of calls received by WVC&R's customer service team follows the same trend line as missed collections. This was expected due to the increased number of customers calling in to report such service issues. Call volumes and hold times increased in 2024, spiking toward the end of the year, as Authority residents and businesses have questions about changes to solid waste programs, such as multi-family bulky item collection, and the increased rates charged for those changes. Hold times have decreased from approximately 2.5 minutes and have returned to a more tolerable level. Current wait times at the call center are under a minute in 2025 at approximately 54 seconds.
- **C&D Collection.** The annual enrollment process for new contractors took place between February and March 2025. The Authority approved the addition of a C&D collection contractor, Ground Force Enterprises, as well as an additional C&D processing facility, Republic Services' Newby Island Resource Park in Milpitas. As of the date of this report, the Authority's program includes ten authorized collection contractors and eight authorized processing facilities. The Authority is bringing the authorization of an 11th C&D collection contractor to the Board for approval at the May 1, 2025, Board meeting. In 2024, the average diversion rate of C&D materials was 88%.

Documents Attached

- A. Collected Tonnage and Other Program Reports

Fiscal Impact

None

ATTACHMENT A TO AGENDA ITEM NO. 1

WVC&R Collected Tonnage and Other Program Reports

Collected Tonnage

Figures 1 through 12 represent West Valley Collection & Recycling's (WVC&R's) reported tonnage and diversion rate for single-family (Figure 1), multi-family (Figure 5), and commercial (Figure 9) customers. Figures 2, 3, 4, 6, 7, 8, 10, 11, and 12 compare the total volume of garbage, recycling, or organic service levels to the average density (pounds per cubic yard) of customers' carts and bins. These measurements are used by the West Valley Solid Waste Management Authority (Authority) to monitor recycling participation levels within the Cities of Campbell, Monte Sereno, and Saratoga; and the Town of Los Gatos (Member Agencies).

Figure 1. Single-Family Tonnage and Diversion

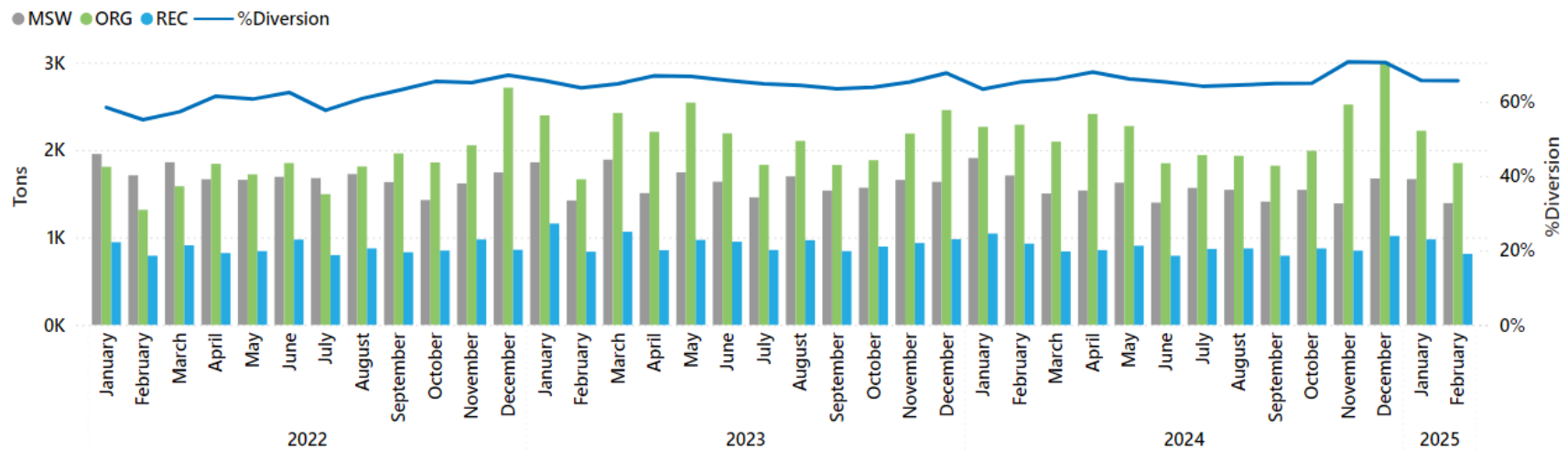


Figure 2. Single-Family Garbage

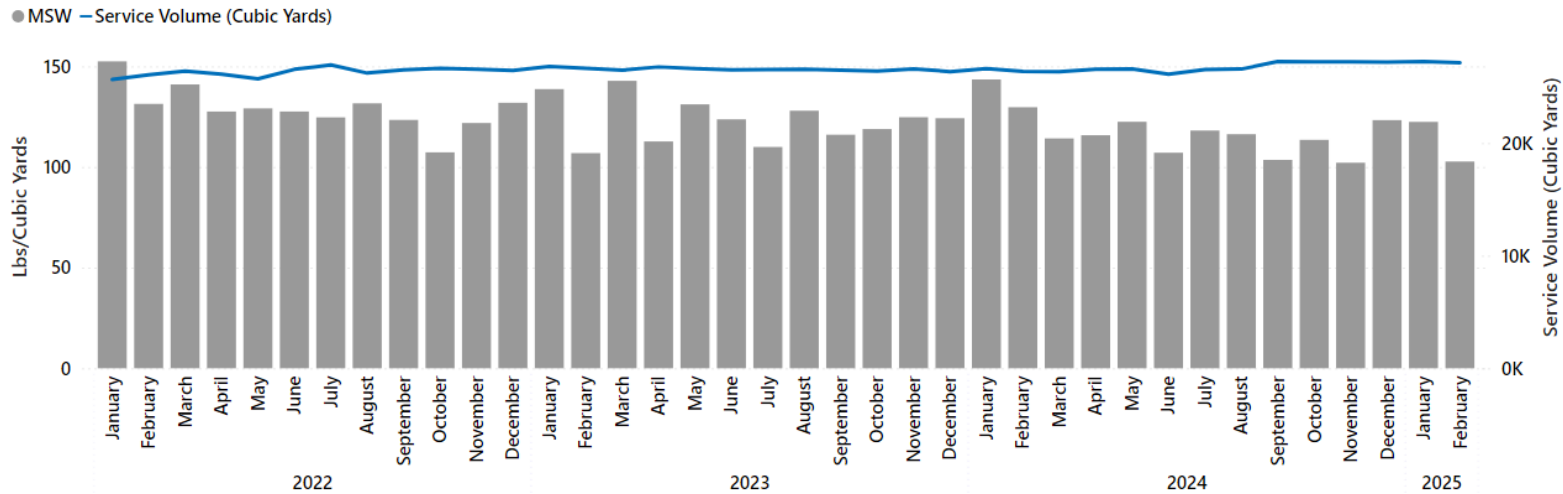


Figure 3. Single-Family Recycling

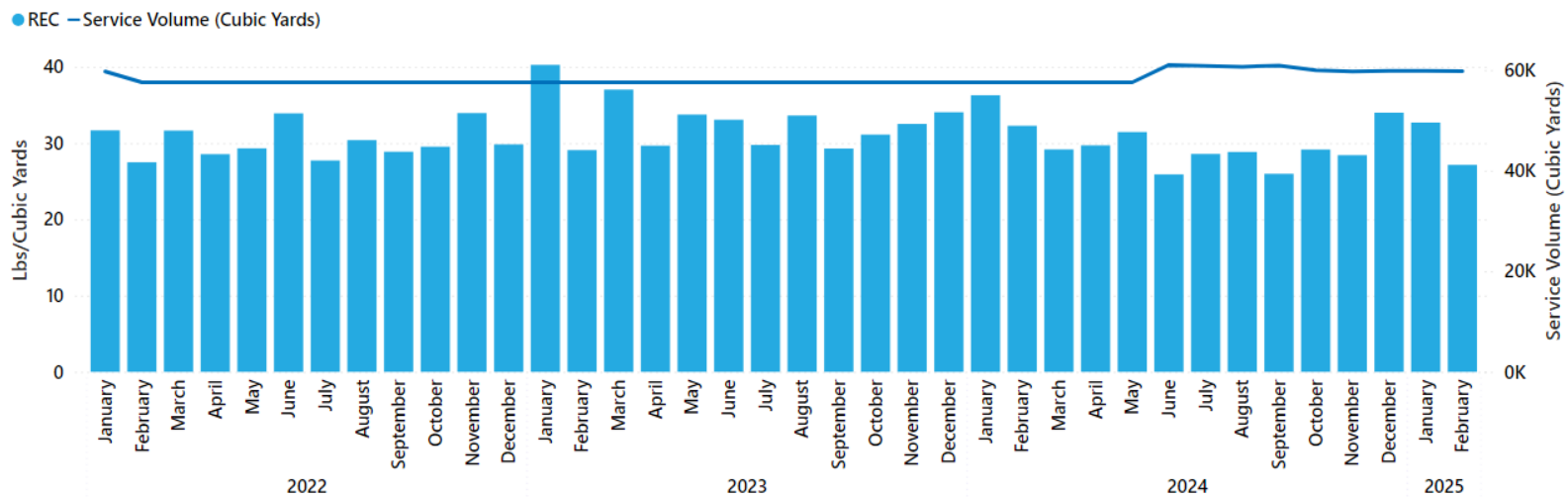


Figure 4. Single-Family Organics

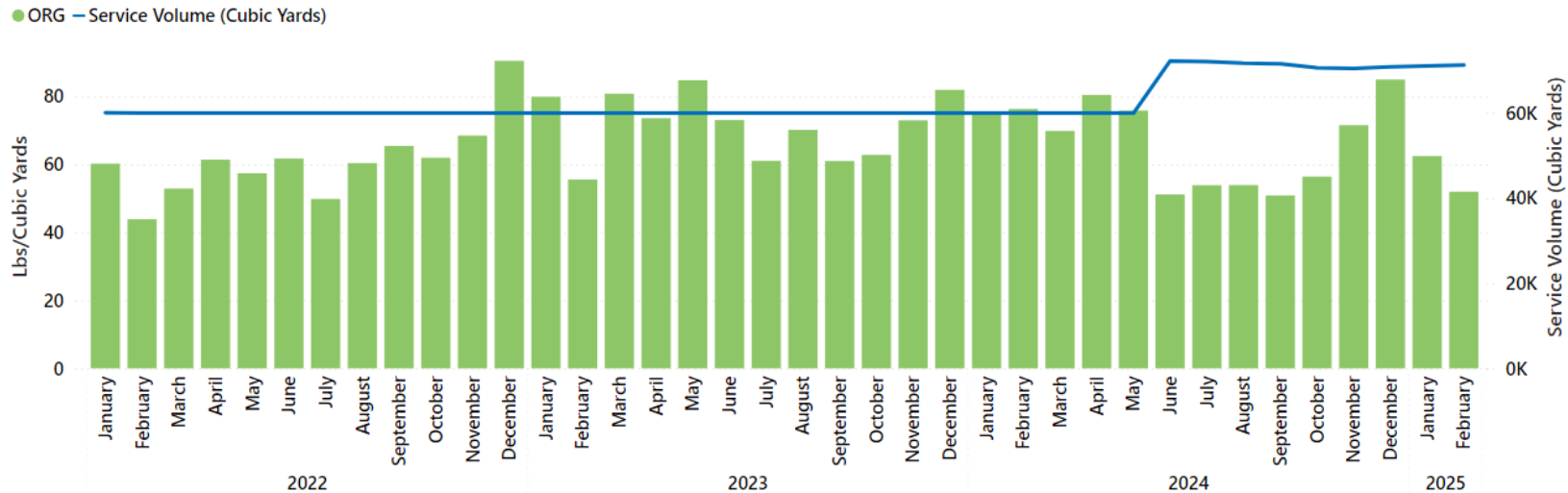


Figure 5. Multi-Family Tonnage and Diversion

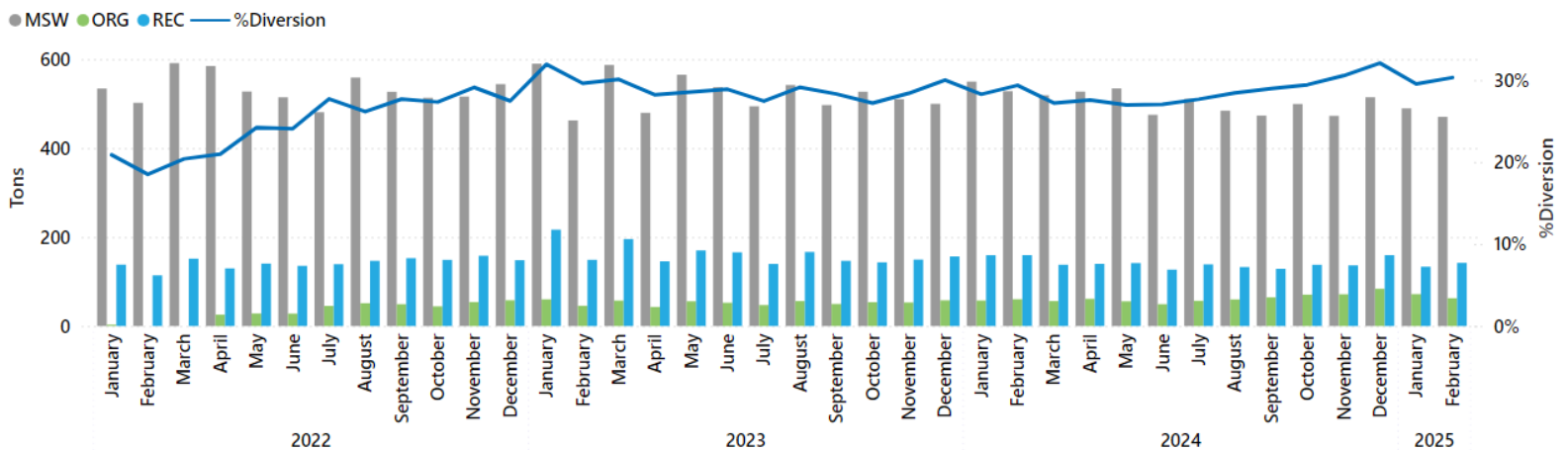


Figure 6. Multi-Family Garbage

Multi-Family Service Volume vs. Lbs/Service Volume (Cubic Yards)

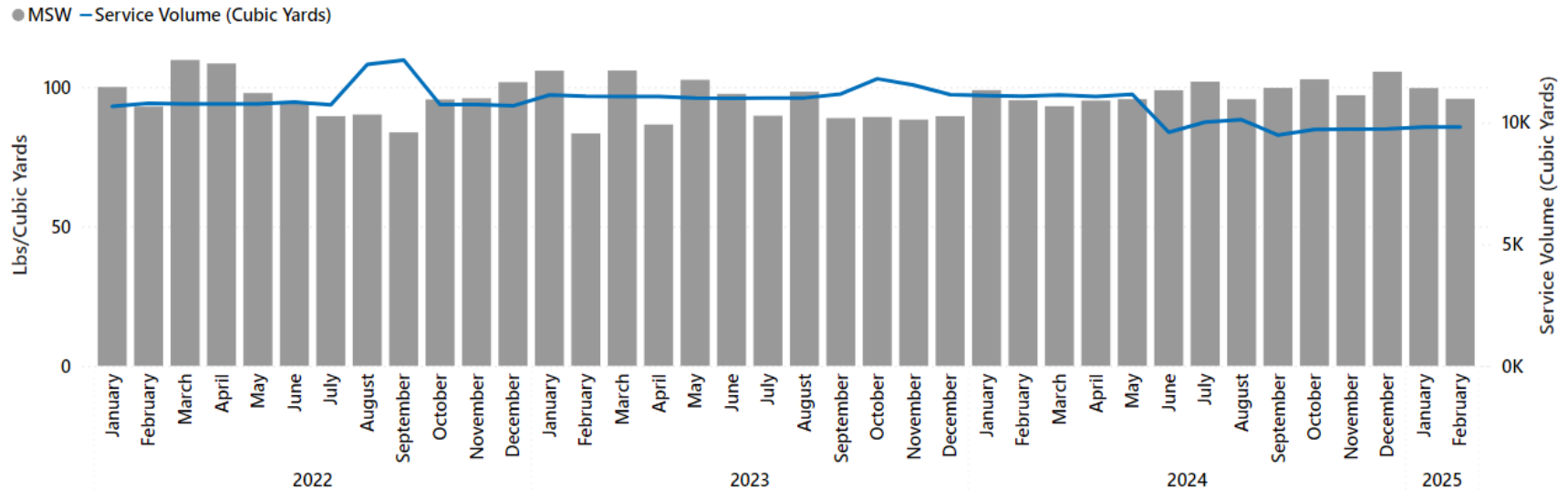


Figure 7. Multi-Family Recycling

Multi-Family Tonnage and Diversion

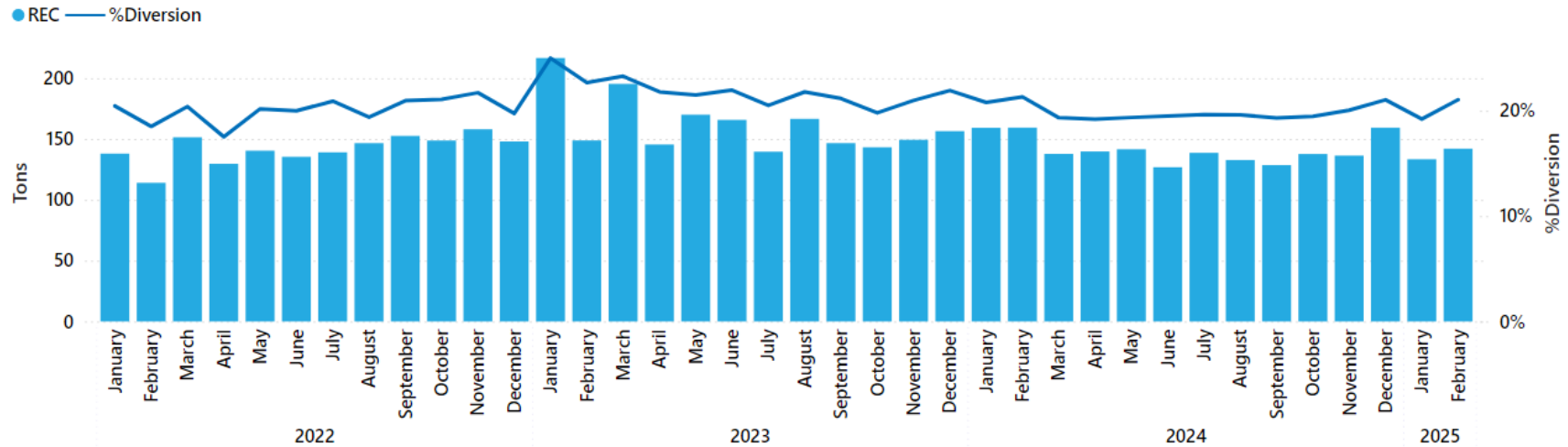


Figure 8. Multi-Family Organics

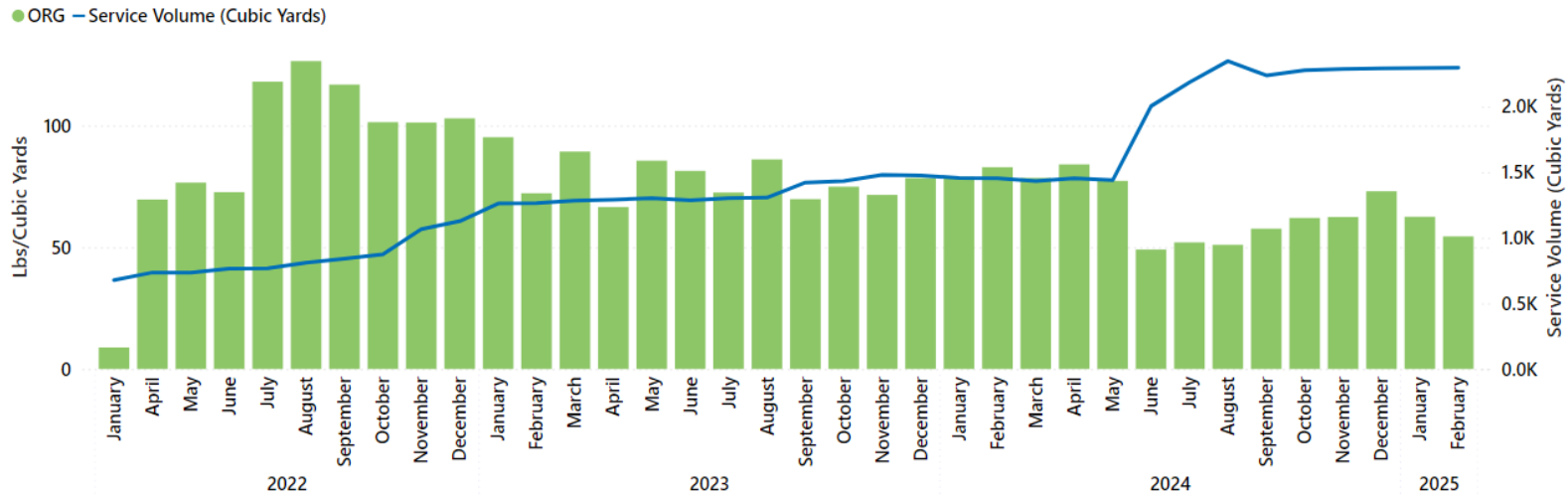


Figure 9. Commercial Tonnage and Diversion

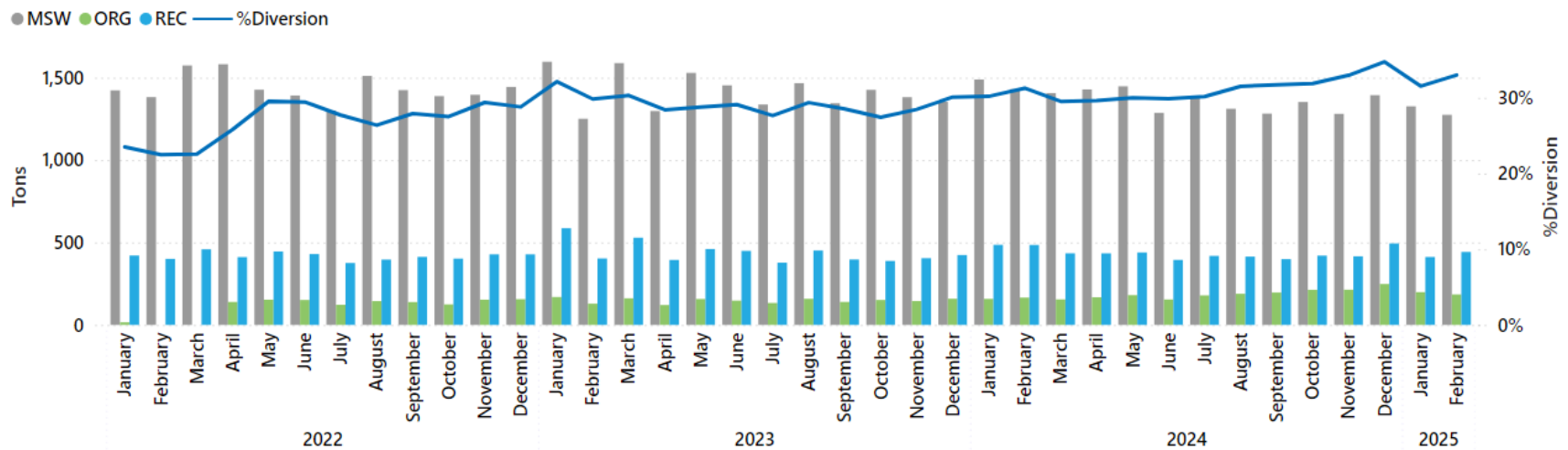


Figure 10. Commercial Garbage

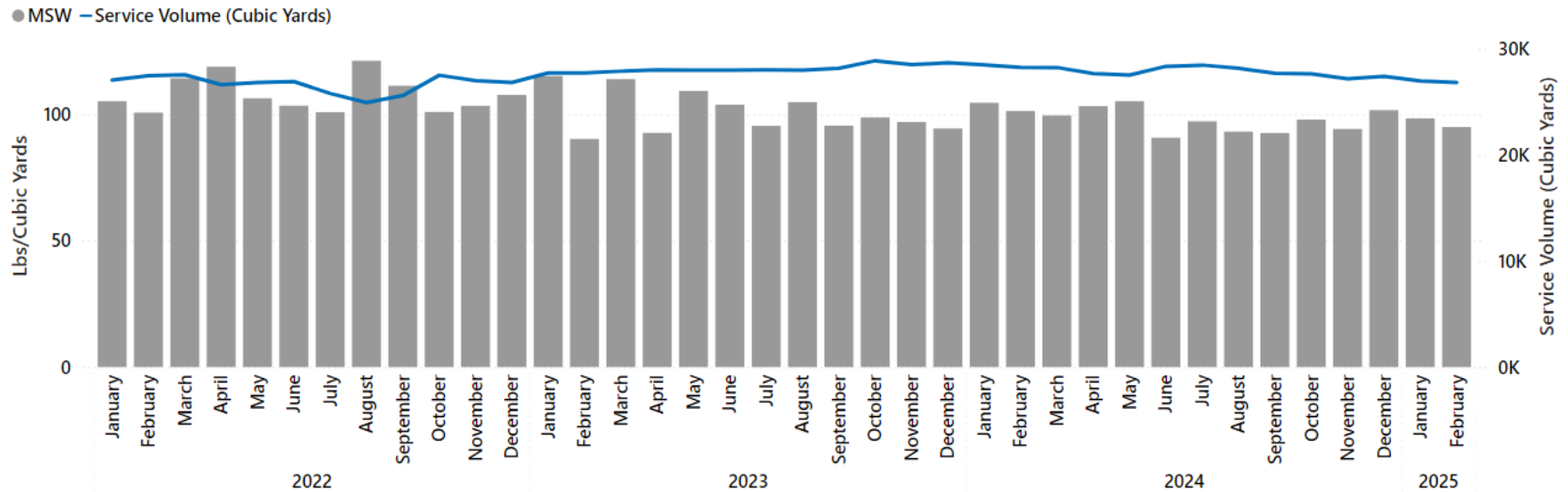


Figure 11. Commercial Recycling

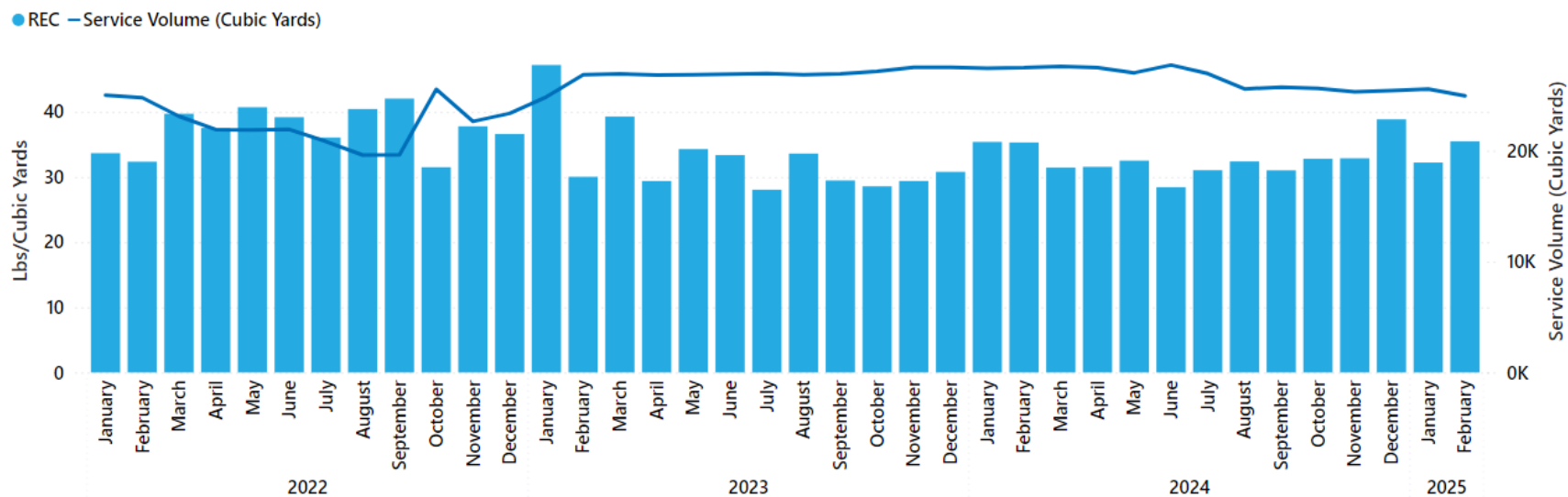
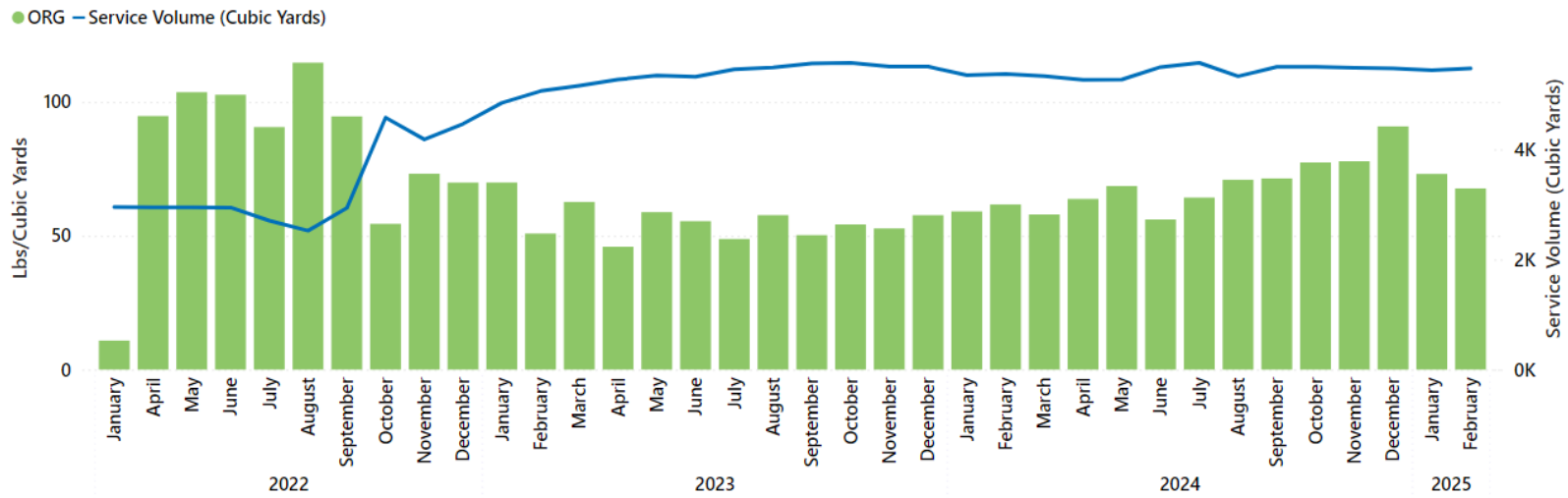


Figure 12. Commercial Organics



Used Cooking Oil Collection

As part of the Authority's Collection Agreement with WVC&R, which commenced March 1, 2024, WVC&R transitioned from providing used motor oil collection to providing used cooking oil collection. Figure 13 shows the gallons of cooking oil collected. WVC&R continues to collect used motor oil from customers as a courtesy during the transition and provides education about the new program to customers during collection. Figure 14 shows the gallons of motor oil WVC&R collected from April 2024 to February 2025.

Figure 13. Single-Family Cooking Oil Collection

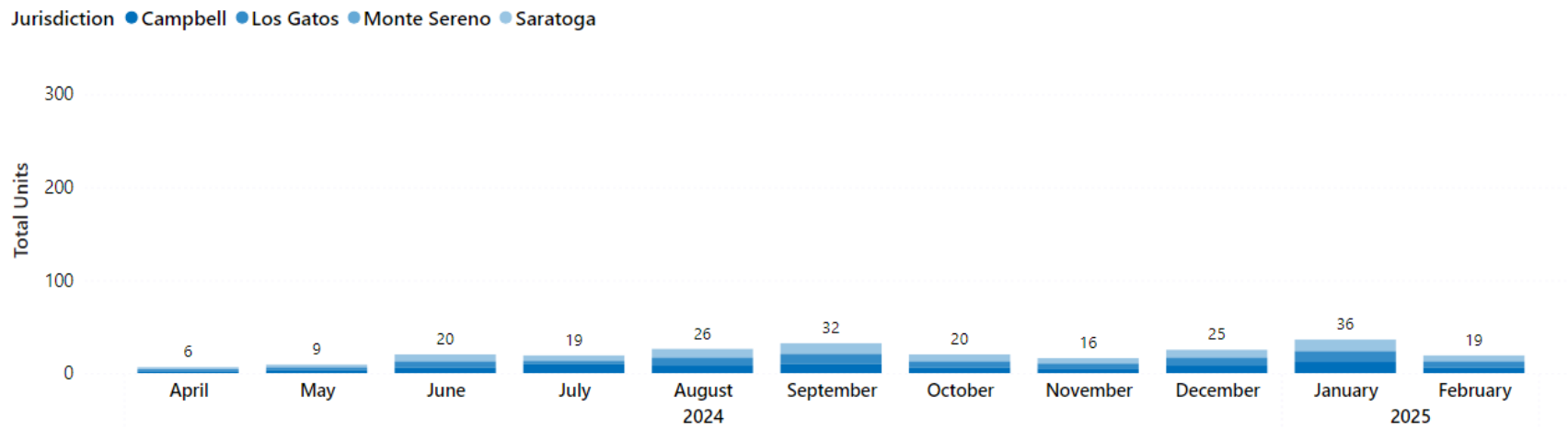
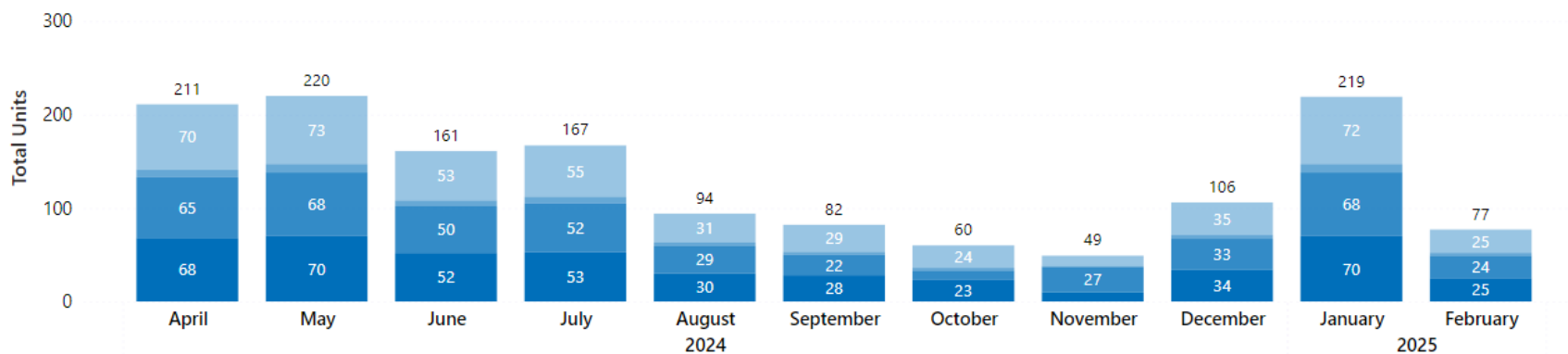


Figure 14. Single-Family Motor Oil Collection

Jurisdiction ● Campbell ● Los Gatos ● Monte Sereno ● Saratoga



Bulky Item Collection

Figures 15 and 16 show demand within the Authority for on-call single-family and multi-family bulky item collections provided by WVC&R throughout the year. Since the program was changed to be on-call and available at the customer's convenience in March 2024, participation in the bulky item program has increased.

Figure 15. Single-Family On-Call Bulky Item Collection

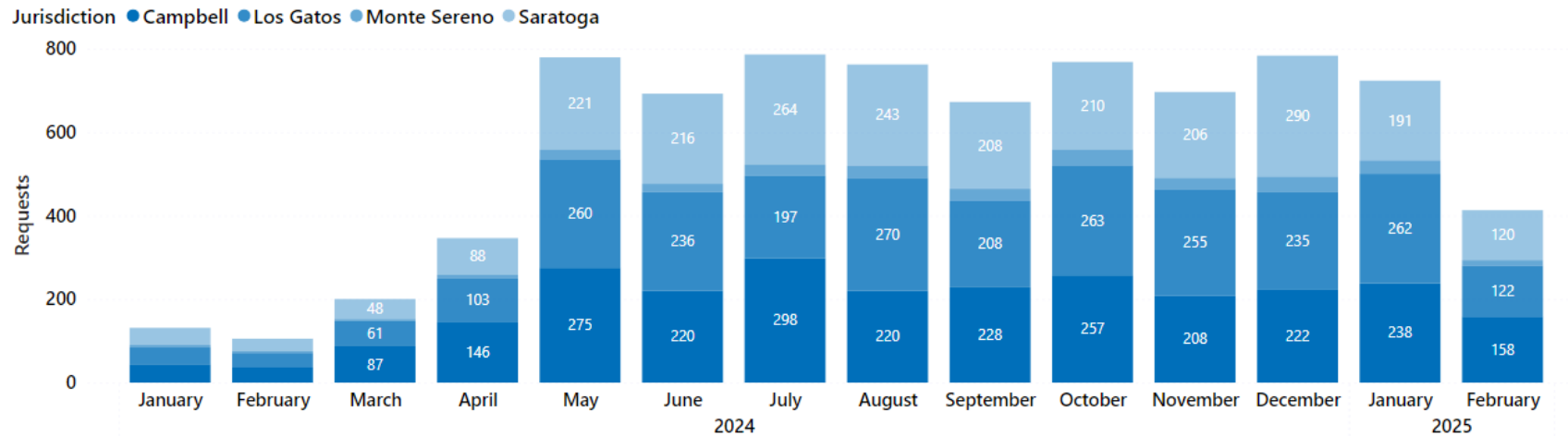
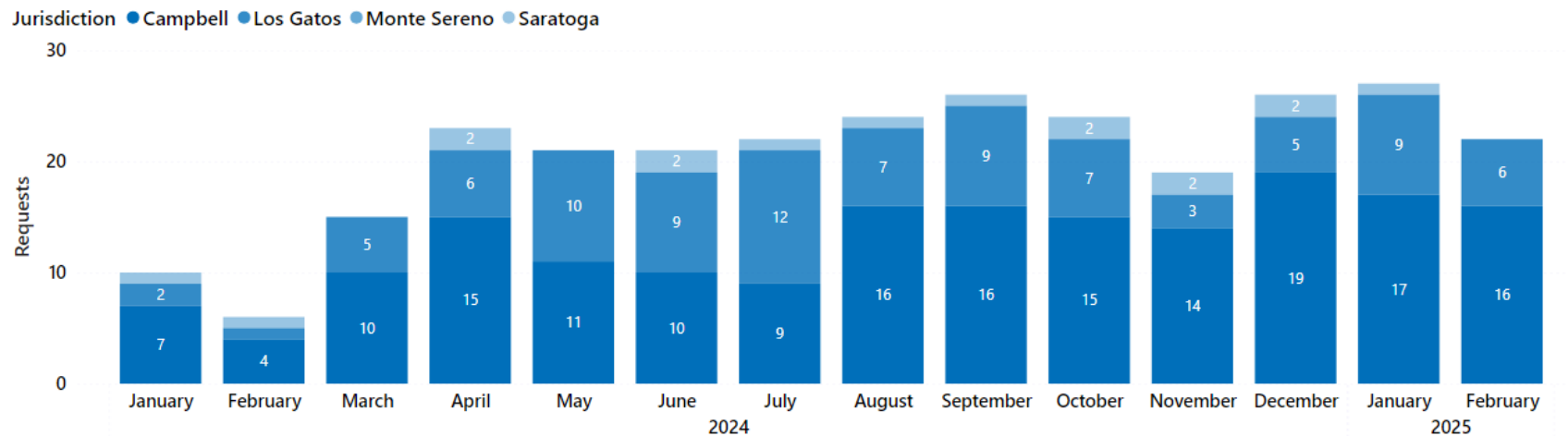


Figure 16. Multi-Family On-Call Bulky Item Collection



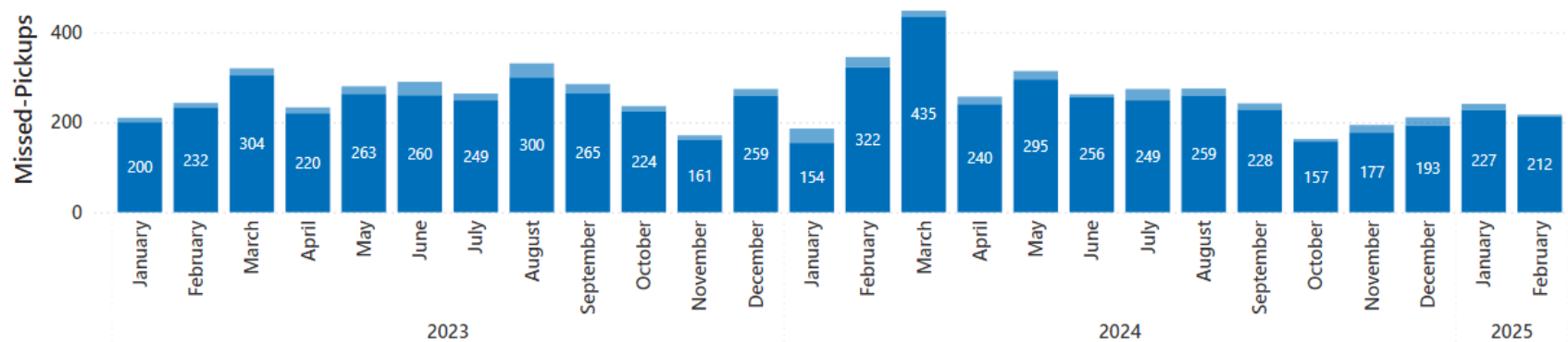
Missed Collections

Figure 17 shows the number of missed collections. The Authority has closely monitored WVC&R's missed collections, and the Authority meets monthly with WVC&R to discuss the high number of missed collections as well as potential causes and solutions. Missed collections increased in March of 2024 due to route changes and have since returned to average levels.

Figure 17. Missed Collection

Missed Collections

● Missed Pickups Collected After Allowed Threshold ● Missed Pickups Collected Before Allowed Threshold



Customer Service

Figures 18 and 19 represent the number of collection service inquiries and complaints received by WVC&R from within the Authority's service area. These figures are inclusive of any requests or complaints sent directly to each Member Agency and the Authority.

Figure 18. Complaints & Inquiries by Month

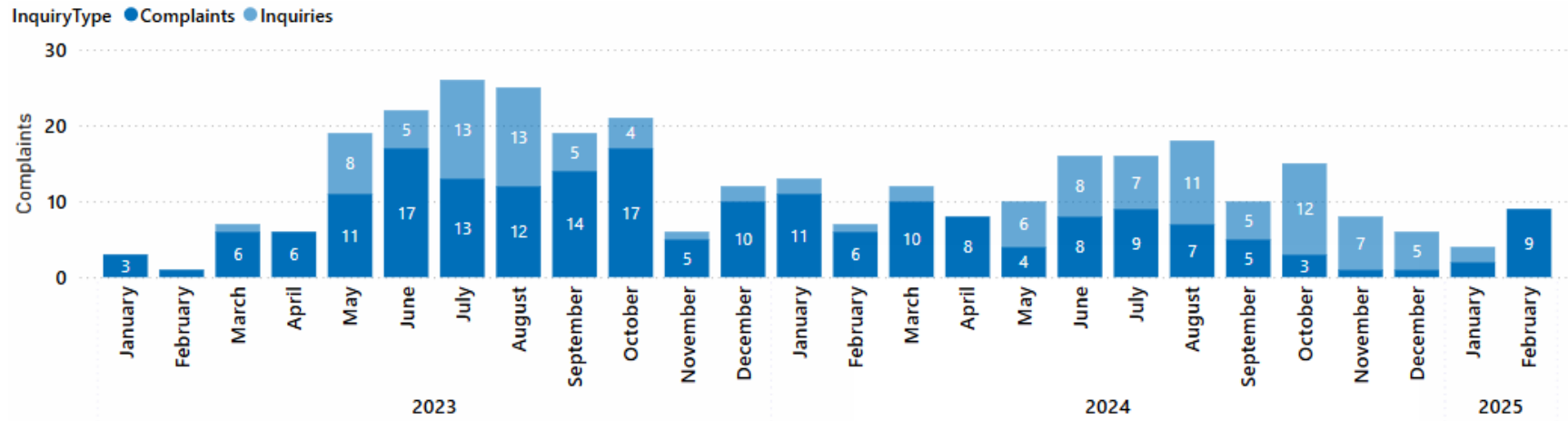


Figure 19. Complaints & Inquiries by Subject Matter

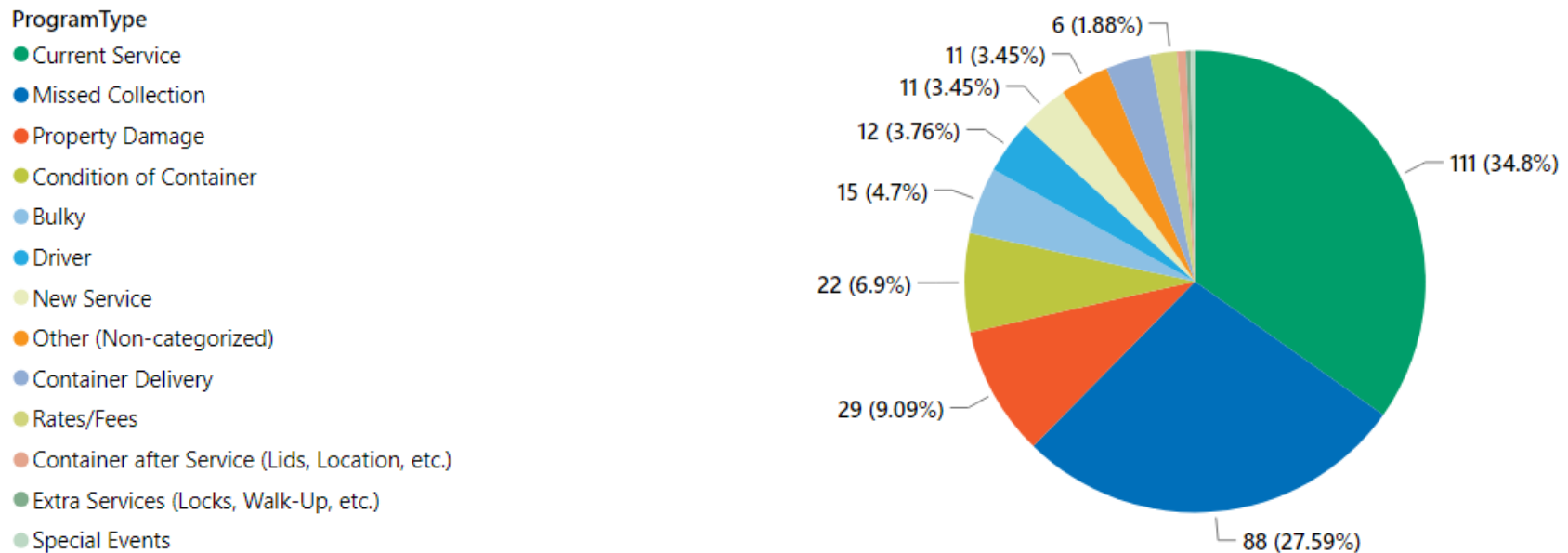


Figure 20 represents the average amount of time Authority customers wait on hold when calling WVC&R's customer service center. These hold times reflect the average total time a customer waits on hold, including the time it takes the customer service representative to answer the call, any additional customer hold time, and time spent by the customer listening to WVC&R's outgoing message. The spike in customer calls during October was due to the start of billing to residential customers for additional recycling and organics containers beyond what is included in the bundled rate for service.

Figure 20. Call Center Performance

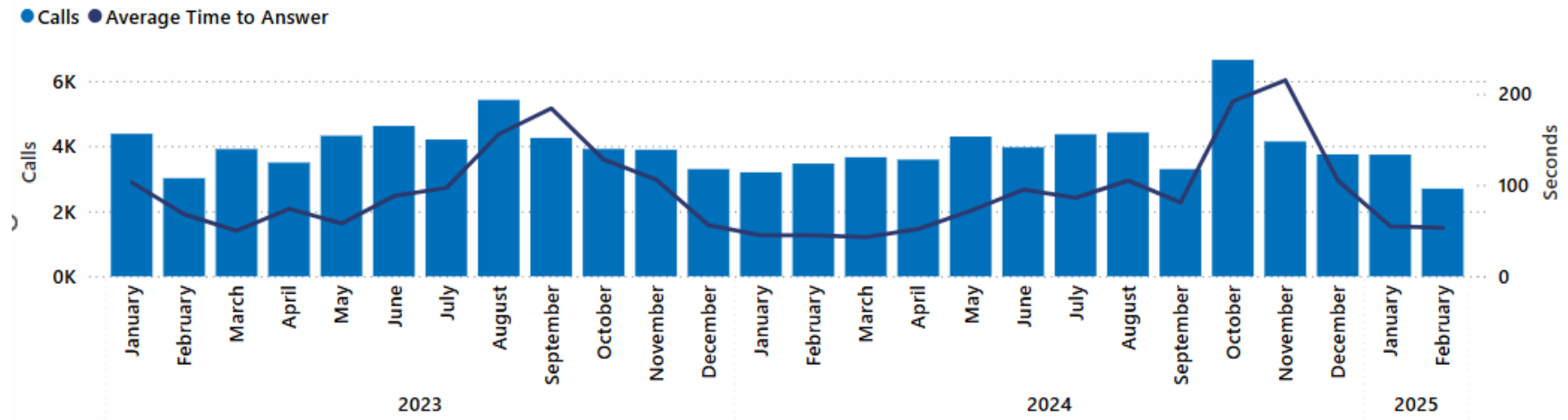
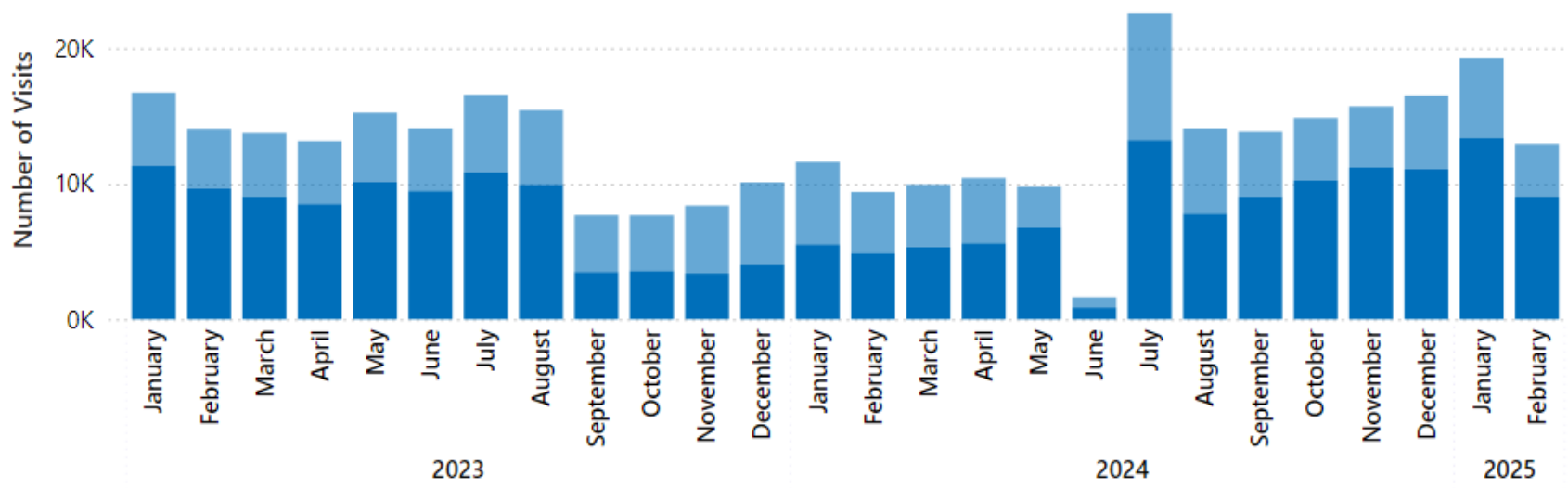


Figure 21 represents the number of new and repeat visits to WVC&R's webpage, which provides information about the Authority's collection services. Due to the implementation of WVC&R's new website in June of 2024, June website data is incomplete. Full reporting of website data resumed in July of 2024.

Figure 21. Website Interactions

● Unique Visitors ● Return Web Traffic



Street Sweeping

WVC&R not only collects solid waste but also sweeps streets afterward to clean up any escaped materials. WVC&R hires Street Sweeping Corporation of America (SCA) for this service. WVC&R's sweeping does not include seasonal or extra street cleaning for non-collection debris.

When this service was included under WVC&R's scope, the Authority and its Member Agencies anticipated challenges in managing the service quality of a subcontractor. Additionally, the management of this program has experienced difficulties due to significant turnover at SCA. This issue has been further complicated by vacancies within Member Agencies for positions responsible for managing these

programs. To address these challenges, SCA participates in quarterly staff meetings with Member Agency personnel and WVC&R to discuss quality concerns and areas for improvement.

C&D Program Report

The Authority's non-exclusive C&D program commenced in March of 2024. The program consists of up to 10 collection contractors and an unrestricted number of processing facilities that have been approved and authorized to handle C&D generated in the Authority. Between March and December 2024, participants in the program diverted 88% of the total 3,422 C&D tons collected.

The 2025 open enrollment period for C&D debris collection contractors took place between February and March 2025 and resulted in one additional collection contractor and one additional processing facility. Figure 22 is a list of the approved C&D collection contractors, and Figure 23 is a list of the approved C&D processing facilities as of the date of this report.

Figure 22. Approved C&D Collection Contractors

Contractor Name	
1	Accurate Cleaning Systems (ACS)
2	Devcon Construction Inc.
3	Eco Box Recycling
4	Ferma Greenbox Inc.
5	G W Debris Services
6	Premier Recycle Company
7	Recology South Bay
8	7 Days Box
9	Valley Recycling
10	Ground Force Enterprises

Figure 23. Approved C&D Processing Facilities

	Contractor Name	Address
1	Guadalupe Recycling & Disposal Company	15999 Guadalupe Mines Road, San Jose, CA 95120
2	Leo Recycle	215 Leo Avenue, San Jose, CA 95112
3	Premier Recycle Company	348 Phelan Avenue, San Jose, CA 95112
4	Superior Demolition Services, Inc.	12475 Llagas Avenue, San Martin, CA 95046
5	Valley Recycling	1615 S 7th Street #B, San Jose, CA 95112
6	GreenWaste Zanker Road Resource Recovery Facility Site 1	705 Los Esteros Road, San Jose, CA 95134
7	GreenWaste Zanker Road Resource Recovery Facility Site 2	675 Los Esteros Road, San Jose, CA 95134
8	Republic Service Newby Island Resource Recovery Park	1601 Dixon Landing Road, Milpitas, CA 95035



WEST VALLEY

Solid Waste Management Authority

CAMPBELL • LOS GATOS • MONTE SERENO • SARATOGA

Agenda Item No. 2

Meeting Date: May 1, 2025

To: West Valley Solid Waste Management Authority Board

From: Executive Director

Subject: West Valley Collection & Recycling Collection Rates

AGENDA ITEM REPORT

Recommended Action

Receive a report on West Valley Collection & Recycling's (WVC&R) collection rates effective July 1, 2025.

Discussion

At the December 5, 2022 Board Meeting, the West Valley Solid Waste Management Authority (Authority) Board approved the execution of the Amended and Restated Collection Agreement with WVC&R (Collection Agreement). Article 8 and Exhibit E of the Collection Agreement describes the formula for adjusting rates on an annual basis to be effective July 1 of each year. This formula includes the following:

- Adjustment of WVC&R's operational costs by various indices prescribed in the Collection Agreement.
- Adjustment of processing and disposal costs per the Agreement between the Authority and USA Waste of California, Inc. d/b/a Waste Management of South Bay (WM) for Disposal of Solid Waste, and Transport and Processing of Mixed Organic Waste, Source-Separated Yard Trimmings, and Construction and Demolition Debris (Disposal Agreement).
- Adjustment to street sweeping costs as prescribed in the Collection Agreement.
- Adjustment to reimbursements to the Authority and the cities of Campbell, Monte Sereno, and Saratoga; and the Town of Los Gatos (Member Agencies) based on actual costs.

Upon confirmation by the Authority that WVC&R calculated the collection rates in compliance with the Collection Agreement, the designated Authority Contract Manager, which is the Authority's Executive Director, ratified the rates to be effective July 1, 2025.



Operational Costs

WVC&R operational costs were adjusted by the following indices shown in Figure 1.

Figure 1. WVC&R Operational Indices

Index	% Change ¹
Employment Cost Index (ECI)	7.25%
Motor Vehicle Index (MVI)	6.11%
Fuel Index	3.57%
Consumer Price Index (CPI)	2.81%

Street Sweeping Costs

The collection rates include the cost for WVC&R to perform street sweeping services. WVC&R calculated street sweeping costs using the CPI's per curb-mile rate of \$44.53 and the appropriate curb miles as determined by each Member Agency. Figure 2 summarizes the total curb miles and associated street sweeping services costs that WVC&R will incorporate into the collection rates under the Amended Collection Agreement effective July 1, 2025.

Figure 2. Street Sweeping Curb Miles and Cost

	Campbell	Los Gatos	Monte Sereno	Saratoga
July 1, 2024 Street Sweeping Costs	\$311,832	\$165,617	\$9,355	\$285,846
July 1, 2025 Street Sweeping Costs	\$320,438	\$170,283	\$9,618	\$293,898
\$ Change	\$8,606	\$4,666	\$263	\$8,052
% Change	2.8%	2.8%	2.8%	2.8%

WM Disposal and Processing Rates

WM presented its calculation of the allowed adjustment per the Disposal Agreement based on a 2.76% increase to the CPI. The overall disposal or processing rates are composed of two elements: the contractor component, adjusted by CPI, and the per-ton government fees, which are based on actual fee changes. Governmental fees have decreased for rates effective July 1, 2025. Figure 3 shows WM's disposal and processing rates effective July 1, 2025.

¹ Due to rounding, percentage values presented on this page may not be exact.



Figure 3. WM Disposal and Processing Rates

Material Type	July 1, 2024 Rate	July 1, 2025 Rate	\$ Change	% Change ²
Solid Waste	\$57.31	\$58.32	\$1.01	1.76%
Yard Waste	\$86.44	\$88.79	\$2.35	2.72%
Mixed Organic Waste	\$86.59	\$88.95	\$2.36	2.73%
C&D Debris	\$65.40	\$67.17	\$1.77	2.71%
ADC	\$36.69	\$37.67	\$0.98	2.67%

The Authority has reviewed WM's calculation of the contractual rate adjustment. The Authority finds that WM calculated the rate increase in accordance with the terms of the Disposal and Processing Agreement for rates which become effective July 1, 2025.

Reimbursements

The following fees and reimbursements also impact the proposed rates for various costs related to solid waste.

- Authority Administrative Reimbursement, as approved by the Board during the February 6, 2025 Board Meeting.
- Household Hazardous Waste (HHW) Reimbursement, as provided by Santa Clara County.
- Vehicle Impact Reimbursement, as provided by each Member Agency.
- Street Maintenance Reimbursement, as provided by each Member Agency.
- Encroachment Reimbursement, as provided by each Member Agency.

Figure 4 shows the total reimbursements for each Member Agency.

Figure 4. Reimbursements

	Campbell	Los Gatos	Monte Sereno	Saratoga
July 1, 2024 Rate Reimbursements	\$3,591,712	\$3,895,668	\$268,047	\$2,382,253
July 1, 2025 Rate Reimbursements	\$3,989,427	\$4,661,067	\$333,871	\$2,559,770
\$ Change	\$397,715	\$765,399	\$65,824	\$177,517
% Change	11.1%	19.7%	24.6%	7.5%

² Due to rounding, percentage values presented on this page may not be exact.



WVC&R Rates Effective July 1, 2025

The following Figures 5 through 8 summarize WVC&R's monthly rates effective July 1, 2025. A full list of rates effective July 1, 2025 can be found attached to this agenda report and on westvalleyrecycles.com.

Figure 5. Single-Family Monthly Curbside Rates³

Member Agency	Landfill Container Size	July 1, 2024 Rate	July 1, 2025 Rate	\$ Change	% Change ⁴
Campbell	20-Gallon	\$40.54	\$42.55	\$2.01	5.0%
	35-Gallon	\$50.21	\$52.68	\$2.47	4.9%
	65-Gallon	\$91.12	\$95.61	\$4.49	4.9%
	95-Gallon	\$132.03	\$138.54	\$6.51	4.9%
Los Gatos	20-Gallon	\$42.72	\$45.94	\$3.22	7.5%
	35-Gallon	\$53.22	\$57.22	\$4.00	7.5%
	65-Gallon	\$97.15	\$104.46	\$7.31	7.5%
	95-Gallon	\$141.09	\$151.71	\$10.62	7.5%
Monte Sereno	20-Gallon	\$49.30	\$53.33	\$4.03	8.2%
	35-Gallon	\$61.31	\$66.33	\$5.02	8.2%
	65-Gallon	\$112.15	\$121.33	\$9.18	8.2%
	95-Gallon	\$163.00	\$176.35	\$13.35	8.2%
Saratoga	20-Gallon	\$44.95	\$46.98	\$2.03	4.5%
	35-Gallon	\$55.81	\$58.33	\$2.52	4.5%
	65-Gallon	\$101.81	\$106.41	\$4.60	4.5%
	95-Gallon	\$147.80	\$154.47	\$6.67	4.5%

Figure 6. Multi-Family Monthly Per-Dwelling-Unit Rates

Member Agency	July 1, 2024 Rate	July 1, 2025 Rate	\$ Change	% Change
Campbell	\$40.54	\$42.55	\$2.01	5.0%
Los Gatos	\$42.72	\$45.94	\$3.22	7.5%
Monte Sereno	\$49.30	\$53.33	\$4.03	8.2%
Saratoga	\$44.95	\$46.98	\$2.03	4.5%

Commercial customers will continue to see a charge on their landfill bill for recycling and organics collection services. The charge for organics and recycling services will increase from 10% to 20% of the equivalent landfill service rate.

³ Single-family customers are billed quarterly.

⁴ Due to rounding, percentage values presented on this page may not be exact.



Figure 7. Commercial Monthly Landfill Rates

Member Agency	Service Level	July 1, 2024 Rate	July 1, 2025 Rate	\$ Change	% Change ⁵
Campbell	1 Yard 1x/Week	\$154.77	\$157.99	\$3.22	2.1%
	1 Yard 3x/Week	\$464.32	\$473.96	\$9.64	2.1%
	3 Yard 1x/Week	\$464.32	\$473.96	\$9.64	2.1%
	3 Yard 3x/Week	\$1,392.97	\$1,421.89	\$28.92	2.1%
Los Gatos	1 Yard 1x/Week	\$189.59	\$198.31	\$8.72	4.6%
	1 Yard 3x/Week	\$568.76	\$594.92	\$26.16	4.6%
	3 Yard 1x/Week	\$568.76	\$594.92	\$26.16	4.6%
	3 Yard 3x/Week	\$1,706.27	\$1,784.75	\$78.48	4.6%
Monte Sereno	1 Yard 1x/Week	\$223.97	\$235.71	\$11.74	5.2%
	1 Yard 3x/Week	\$671.90	\$707.12	\$35.22	5.2%
	3 Yard 1x/Week	\$671.90	\$707.12	\$35.22	5.2%
	3 Yard 3x/Week	\$2,015.71	\$2,121.37	\$105.66	5.2%
Saratoga	1 Yard 1x/Week	\$227.12	\$230.91	\$3.79	1.7%
	1 Yard 3x/Week	\$681.37	\$692.72	\$11.35	1.7%
	3 Yard 1x/Week	\$681.37	\$692.72	\$11.35	1.7%
	3 Yard 3x/Week	\$2,044.11	\$2,078.17	\$34.06	1.7%

Figure 8. Commercial Monthly Organics and Recycling Rates

Member Agency	Service Level	July 1, 2024 Rate	July 1, 2025 Rate	\$ Change	% Change
Campbell	1 Yard 1x/Week	\$15.48	\$31.60	\$16.12	104.1%
	1 Yard 3x/Week	\$46.43	\$94.79	\$48.36	104.2%
	3 Yard 1x/Week	\$46.43	\$94.79	\$48.36	104.2%
	3 Yard 3x/Week	\$139.30	\$284.38	\$145.08	104.2%
Los Gatos	1 Yard 1x/Week	\$18.96	\$39.66	\$20.70	109.2%
	1 Yard 3x/Week	\$56.88	\$118.98	\$62.10	109.2%
	3 Yard 1x/Week	\$56.88	\$118.98	\$62.10	109.2%
	3 Yard 3x/Week	\$170.63	\$356.95	\$186.32	109.2%
Monte Sereno	1 Yard 1x/Week	\$22.40	\$47.14	\$24.74	110.5%
	1 Yard 3x/Week	\$67.19	\$141.42	\$74.23	110.5%
	3 Yard 1x/Week	\$67.19	\$141.42	\$74.23	110.5%
	3 Yard 3x/Week	\$201.57	\$424.27	\$222.70	110.5%
Saratoga	1 Yard 1x/Week	\$22.71	\$46.18	\$23.47	103.4%
	1 Yard 3x/Week	\$68.14	\$138.54	\$70.40	103.3%
	3 Yard 1x/Week	\$68.14	\$138.54	\$70.40	103.3%
	3 Yard 3x/Week	\$204.41	\$415.63	\$211.22	103.3%

⁵ Due to rounding, percentage values presented on this page may not be exact.



WEST VALLEY

Solid Waste Management Authority

CAMPBELL • LOS GATOS • MONTE SERENO • SARATOGA

May 1, 2025
Agenda Item No. 2
Page 6 of 6

Documents Attached

- A. WVC&R Rate Sheet
- B. Rate Survey

Fiscal Impact

None



Landfill, Recycling, and Organics Rates

Single-Family

Campbell

Los Gatos

Monte Sereno

Saratoga

Single-Family monthly rates include 1 recycling cart and up to 2 organic carts for Campbell, Los Gatos, and Saratoga or 3 for Monte Sereno.

Curbside:

20-gallon	\$ 42.55	\$ 45.94	\$ 53.33	\$ 46.98
35-gallon	\$ 52.68	\$ 57.22	\$ 66.33	\$ 58.33
65-gallon	\$ 95.61	\$ 104.46	\$ 121.33	\$ 106.41
95-gallon	\$ 138.54	\$ 151.71	\$ 176.35	\$ 154.47

On-Property:

20-gallon	\$ 79.53	\$ 83.46	\$ 90.99	\$ 84.69
35-gallon	\$ 89.66	\$ 94.75	\$ 103.99	\$ 96.03
65-gallon	\$ 132.59	\$ 141.99	\$ 158.99	\$ 144.11
95-gallon	\$ 175.52	\$ 189.23	\$ 214.01	\$ 192.18

Miscellaneous Single-Family Charges

CHARGE	AMOUNT
Additional Landfill Cart (Per cart, per month, to be collected weekly with regular service, up to 95-gallons)	\$19.14
Additional Recycling Cart (Per cart, per month, to be collected weekly with regular service, up to 95-gallons)	\$19.14
Additional Organics Cart (Per cart, per month, to be collected weekly with regular service, up to 95-gallons)	
RATE APPLICABLE AFTER FREE CONTAINERS INCLUDED IN BASE RATE. (Base rate includes up to 2 organic carts for Campbell, Los Gatos and Saratoga or 3 for Monte Sereno at no additional charge.)	\$19.14
Bundled Yard Trimmings (Per 32-gallon, beyond 6 per year)	\$8.17
Extra Collection (Per cart, to be collected on a day other than regular service day)	\$28.30
Additional On-Call Bulky Cleanup Program (Beyond 3 per year)	\$147.26
Extra Landfill Collection (Per 32-gallon, Customer-provided bag, scheduled at least 1 business day prior to regular service day)	\$10.23
Extra Used Cooking Oil Collection (Beyond 3-gallons per week)	\$1.20
New Kitchen Organics Pail (Beyond 1 per year)	\$18.02
Steam Clean Container (Beyond 1 per year, per cart)	\$26.62

CUSTOMER REBATES

Missed Collection Rebate (Total invoice amount divided by number of service opportunities, per day of unresolved missed collection)

2nd Failure Missed Collection Rebate (Per Customer, per rate period, one month's invoice)

Late Container Delivery Rebate (Per calendar day, beyond 5th business day) \$5.15



Landfill, Recycling, and Organics Rates

Multi-Family

Campbell

Los Gatos

Monte Sereno

Saratoga

Per unit Multi-Family charge covers landfill, recycling, and organics services at any size or frequency required by the property.

Per Unit Multi-	\$	42.55	\$	45.94	\$	53.33	\$	46.98
Extra Dump	\$	9.55	\$	10.46	\$	11.97	\$	10.55

Miscellaneous Multi-Family and Commercial Charges

Monthly Key Charge*

Frequency Per Week

	1	2	3	4	5	6	Extra On-Call P/U
LOCK CHARGE	\$29.95	\$59.91	\$89.85	\$119.80	\$149.75	\$179.71	\$20.13

*Charges are monthly in addition to service charges, per container, except Extra On-Call pickup charges.

Monthly Cart Push-Out Charge**

Distance (ft)	1	2	3	4	5	6	Extra On-Call P/U
25-250 Feet	\$ 12.02	\$24.03	\$36.05	\$48.06	\$60.08	\$72.09	\$8.07

Monthly Bin Push-Out Charge**

Distance (ft)	1	2	3	4	5	6	Extra On-Call P/U
25-50	\$59.91	\$119.80	\$179.71	\$239.60	\$299.51	\$359.42	\$40.24
51-75	\$89.85	\$179.71	\$269.56	\$359.40	\$449.25	\$539.09	\$60.36
76-100	\$119.80	\$239.60	\$359.40	\$479.20	\$599.00	\$718.80	\$80.47
101-125	\$149.75	\$299.51	\$449.25	\$599.00	\$748.76	\$898.51	\$100.60
1026-150	\$179.71	\$359.40	\$539.11	\$718.80	\$898.51	\$1,078.22	\$120.71
151-175	\$209.65	\$419.31	\$628.96	\$838.60	\$1,048.25	\$1,257.90	\$140.84
176-200	\$239.60	\$479.20	\$718.80	\$958.40	\$1,198.00	\$1,437.60	\$160.95
201-250	\$269.56	\$539.11	\$808.65	\$1,078.20	\$1,347.76	\$1,617.31	\$181.08

**Charges are monthly in addition to service charges, per container, except Extra On-Call pickup charges.

Multi-Family Additional On-Call Bulky Cleanup Program (Beyond 1 per unit)	\$147.26
Steam Clean Container - Carts (Beyond 1 per year, per cart)	\$26.62
Steam Clean Container - Bins (Beyond 1 per year, per bin)	\$92.89

CUSTOMER REBATES

Missed Collection Rebate (Total invoice amount divided by number of service opportunities, per day of unresolved missed collection)

2nd Failure Missed Collection Rebate (Per Customer, per rate period, one month's invoice)

Late Container Delivery Rebate (Per calendar day, beyond 5th business day) \$5.15



Landfill, Recycling, and Organics Rates

Roll-Off Service

Roll-off services include a base charge, plus disposal/processing charge for landfill, recycling, and organics by weight. Construction and Demolition (C&D) Debris are excluded from roll-off services. Debris box rentals are for 7 days, additional charges apply beyond the 7th day.

	Campbell	Los Gatos	Monte Sereno	Saratoga
Roll-Off (Debris Box) Base Charge	\$ 721.52	\$ 732.12	\$ 734.80	\$ 735.67
Roll-Off (Compactor) Base Charge	\$ 865.83	\$ 878.54	\$ 881.76	\$ 882.81

Disposal/Processing Per Ton Charge at the Guadalupe Landfill

Landfill	\$ -	\$ -	\$ -	\$ -
Yard Trimmings	\$ -	\$ -	\$ -	\$ -
Mixed Organics	\$ -	\$ -	\$ -	\$ -

Processing Per Ton Charge at the GreenWaste Recovery Materials Recovery Facility

Recycle	\$ -	\$ -	\$ -	\$ -
---------	------	------	------	------

Miscellaneous Multi-Family and Commercial Charges

Monthly Key Charge*

Frequency Per Week

	1	2	3	4	5	6	Extra On-Call P/U
LOCK CHARGE	\$29.95	\$59.91	\$89.85	\$119.80	\$149.75	\$179.71	\$20.13

*Charges are monthly in addition to service charges, per container, except Extra On-Call pickup charges.

Monthly Cart Push-Out Charge**

Distance (ft)	1	2	3	4	5	6	Extra On-Call P/U
25-250 Feet	\$ 12.02	\$ 24.03	\$ 36.05	\$ 48.06	\$ 60.08	\$ 72.09	\$ 8.07

Monthly Bin Push-Out Charge**

Distance (ft)	1	2	3	4	5	6	Extra On-Call P/U
25-50	\$59.91	\$119.80	\$179.71	\$239.60	\$299.51	\$359.42	\$40.24
51-75	\$89.85	\$179.71	\$269.56	\$359.40	\$449.25	\$539.09	\$60.36
76-100	\$119.80	\$239.60	\$359.40	\$479.20	\$599.00	\$718.80	\$80.47
101-125	\$149.75	\$299.51	\$449.25	\$599.00	\$748.76	\$898.51	\$100.60
1026-150	\$179.71	\$359.40	\$539.11	\$718.80	\$898.51	\$1,078.22	\$120.71
151-175	\$209.65	\$419.31	\$628.96	\$838.60	\$1,048.25	\$1,257.90	\$140.84
176-200	\$239.60	\$479.20	\$718.80	\$958.40	\$1,198.00	\$1,437.60	\$160.95
201-250	\$269.56	\$539.11	\$808.65	\$1,078.20	\$1,347.76	\$1,617.31	\$181.08

**Charges are monthly in addition to service charges, per container, except Extra On-Call pickup charges.

Multi-Family Additional On-Call Bulky Cleanup Program (Beyond 1 per unit)	\$147.26
Steam Clean Container - Carts (Beyond 1 per year, per cart)	\$26.62
Steam Clean Container - Bins (Beyond 1 per year, per bin)	\$92.89

CHARGE	
Lock Installation/Removal	\$286.08
Relocate Charge (Move or relocate debris box without a dump)	\$168.28
"Dry Run" Charge (Regular service of empty debris box)	\$168.28
Debris Box Lid Cover (Rental charge per week)	\$15.45
Debris Box Rental (Per day, beyond 7 days)	\$16.83

CUSTOMER REBATES	
Missed Collection Rebate (Total invoice amount divided by number of service opportunities, per day of	
2nd Failure Missed Collection Rebate (Per Customer, per rate period, one month's invoice)	
Late Container Delivery Rebate (Per calendar day, beyond 5th business day)	\$5.15



Landfill, Recycling, and Organics Rates

Commercial Landfill Service

Campbell	Los Gatos	Monte Sereno	Saratoga
----------	-----------	--------------	----------

Commercial landfill rates include 1 recycling cart and 1 organics cart, 1x per week at no additional charge (up to 95-gallons).

Commercial Landfill 35-gallon

1x week	\$ 23.70	\$ 29.74	\$ 35.36	\$ 34.64
2x week	\$ 47.39	\$ 59.48	\$ 70.72	\$ 69.27
3x week	\$ 71.09	\$ 89.22	\$ 106.09	\$ 103.91
4x week	\$ 94.78	\$ 118.96	\$ 141.45	\$ 138.54
5x week	\$ 118.48	\$ 148.70	\$ 176.81	\$ 173.18
6x week	\$ 142.17	\$ 178.44	\$ 212.17	\$ 207.81
Extra Dump	\$ 5.47	\$ 6.96	\$ 8.16	\$ 7.99

Commercial Landfill 65-gallon

1x week	\$ 47.39	\$ 59.48	\$ 70.72	\$ 69.27
2x week	\$ 94.78	\$ 118.96	\$ 141.45	\$ 138.54
3x week	\$ 142.17	\$ 178.44	\$ 212.17	\$ 207.81
4x week	\$ 189.56	\$ 237.92	\$ 282.90	\$ 277.08
5x week	\$ 236.95	\$ 297.40	\$ 353.62	\$ 346.36
6x week	\$ 284.34	\$ 356.88	\$ 424.35	\$ 415.63
Extra Dump	\$ 10.94	\$ 13.92	\$ 16.32	\$ 15.99

Commercial Landfill 95-gallon

1x week	\$ 71.09	\$ 89.22	\$ 106.09	\$ 103.91
2x week	\$ 142.17	\$ 178.44	\$ 212.17	\$ 207.81
3x week	\$ 213.26	\$ 267.66	\$ 318.26	\$ 311.72
4x week	\$ 284.34	\$ 356.88	\$ 424.35	\$ 415.63
5x week	\$ 355.43	\$ 446.10	\$ 530.43	\$ 519.53
6x week	\$ 426.52	\$ 535.32	\$ 636.52	\$ 623.44
Extra Dump	\$ 16.40	\$ 20.88	\$ 24.48	\$ 23.98

Commercial Landfill - 1 Yard

1x week	\$ 157.99	\$ 198.31	\$ 235.71	\$ 230.91
2x week	\$ 315.98	\$ 396.61	\$ 471.42	\$ 461.82
3x week	\$ 473.96	\$ 594.92	\$ 707.12	\$ 692.72
4x week	\$ 631.95	\$ 793.22	\$ 942.83	\$ 923.63
5x week	\$ 789.94	\$ 991.53	\$ 1,178.54	\$ 1,154.54
6x week	\$ 947.93	\$ 1,189.83	\$ 1,414.25	\$ 1,385.45
Extra Dump	\$ 36.46	\$ 46.41	\$ 54.40	\$ 53.28

Campbell	Los Gatos	Monte Sereno	Saratoga
----------	-----------	--------------	----------

Commercial Landfill - 1.5 Yards

1x week	\$ 236.98	\$ 297.46	\$ 353.56	\$ 346.36
2x week	\$ 473.96	\$ 594.92	\$ 707.12	\$ 692.72
3x week	\$ 710.94	\$ 892.37	\$ 1,060.69	\$ 1,039.09
4x week	\$ 947.93	\$ 1,189.83	\$ 1,414.25	\$ 1,385.45
5x week	\$ 1,184.91	\$ 1,487.29	\$ 1,767.81	\$ 1,731.81
6x week	\$ 1,421.89	\$ 1,784.75	\$ 2,121.37	\$ 2,078.17
Extra Dump	\$ 51.04	\$ 64.98	\$ 76.16	\$ 74.60

Commercial Landfill - 2 Yards

1x week	\$ 315.98	\$ 396.61	\$ 471.42	\$ 461.82
2x week	\$ 631.95	\$ 793.22	\$ 942.83	\$ 923.63
3x week	\$ 947.93	\$ 1,189.83	\$ 1,414.25	\$ 1,385.45
4x week	\$ 1,263.90	\$ 1,586.44	\$ 1,885.67	\$ 1,847.27
5x week	\$ 1,579.88	\$ 1,983.05	\$ 2,357.08	\$ 2,309.08
6x week	\$ 1,895.85	\$ 2,379.66	\$ 2,828.50	\$ 2,770.90
Extra Dump	\$ 72.92	\$ 92.83	\$ 108.79	\$ 106.57

Commercial Landfill - 3 Yards

1x week	\$ 473.96	\$ 594.92	\$ 707.12	\$ 692.72
2x week	\$ 947.93	\$ 1,189.83	\$ 1,414.25	\$ 1,385.45
3x week	\$ 1,421.89	\$ 1,784.75	\$ 2,121.37	\$ 2,078.17
4x week	\$ 1,895.85	\$ 2,379.66	\$ 2,828.50	\$ 2,770.90
5x week	\$ 2,369.82	\$ 2,974.58	\$ 3,535.62	\$ 3,463.62
6x week	\$ 2,843.78	\$ 3,569.49	\$ 4,242.75	\$ 4,156.35
Extra Dump	\$ 109.37	\$ 139.24	\$ 163.19	\$ 159.85

Commercial Landfill - 4 Yards

1x week	\$ 631.95	\$ 793.22	\$ 942.83	\$ 923.63
2x week	\$ 1,263.90	\$ 1,586.44	\$ 1,885.67	\$ 1,847.27
3x week	\$ 1,895.85	\$ 2,379.66	\$ 2,828.50	\$ 2,770.90
4x week	\$ 2,527.80	\$ 3,172.88	\$ 3,771.33	\$ 3,694.53
5x week	\$ 3,159.76	\$ 3,966.10	\$ 4,714.17	\$ 4,618.16
6x week	\$ 3,791.71	\$ 4,759.32	\$ 5,657.00	\$ 5,541.80
Extra Dump	\$ 145.83	\$ 185.66	\$ 217.59	\$ 213.14

Commercial Landfill - 6 Yards

1x week	\$ 947.93	\$ 1,189.83	\$ 1,414.25	\$ 1,385.45
2x week	\$ 1,895.85	\$ 2,379.66	\$ 2,828.50	\$ 2,770.90
3x week	\$ 2,843.78	\$ 3,569.49	\$ 4,242.75	\$ 4,156.35
4x week	\$ 3,791.71	\$ 4,759.32	\$ 5,657.00	\$ 5,541.80
5x week	\$ 4,739.63	\$ 5,949.15	\$ 7,071.25	\$ 6,927.25
6x week	\$ 5,687.56	\$ 7,138.98	\$ 8,485.50	\$ 8,312.69
Extra Dump	\$ 218.75	\$ 278.48	\$ 326.38	\$ 319.71

Commercial Landfill - 8 Yards

1x week	\$ 1,263.90	\$ 1,586.44	\$ 1,885.67	\$ 1,847.27
2x week	\$ 2,527.80	\$ 3,172.88	\$ 3,771.33	\$ 3,694.53
3x week	\$ 3,791.71	\$ 4,759.32	\$ 5,657.00	\$ 5,541.80
4x week	\$ 5,055.61	\$ 6,345.76	\$ 7,542.67	\$ 7,389.06
5x week	\$ 6,319.51	\$ 7,932.21	\$ 9,428.33	\$ 9,236.33
6x week	\$ 7,583.41	\$ 9,518.65	\$ 11,314.00	\$ 11,083.59
Extra Dump	\$ 291.66	\$ 371.31	\$ 435.18	\$ 426.28

Commercial Recycling Service

Campbell	Los Gatos	Monte Sereno	Saratoga
-----------------	------------------	---------------------	-----------------

Rates below are for recycling service in addition to the 1x per week recycling cart included in the landfill charge.

Commercial Recycling 35-gallon

1x week	\$ 4.74	\$ 5.95	\$ 7.07	\$ 6.93
2x week	\$ 9.48	\$ 11.90	\$ 14.14	\$ 13.85
3x week	\$ 14.22	\$ 17.84	\$ 21.22	\$ 20.78
4x week	\$ 18.96	\$ 23.79	\$ 28.29	\$ 27.71
5x week	\$ 23.70	\$ 29.74	\$ 35.36	\$ 34.64
6x week	\$ 28.43	\$ 35.69	\$ 42.43	\$ 41.56
Extra Dump	\$ 1.09	\$ 1.39	\$ 1.63	\$ 1.60

Commercial Recycling 65-gallon

1x week	\$ 9.48	\$ 11.90	\$ 14.14	\$ 13.85
2x week	\$ 18.96	\$ 23.79	\$ 28.29	\$ 27.71
3x week	\$ 28.43	\$ 35.69	\$ 42.43	\$ 41.56
4x week	\$ 37.91	\$ 47.58	\$ 56.58	\$ 55.42
5x week	\$ 47.39	\$ 59.48	\$ 70.72	\$ 69.27
6x week	\$ 56.87	\$ 71.38	\$ 84.87	\$ 83.13
Extra Dump	\$ 2.19	\$ 2.78	\$ 3.26	\$ 3.20

Commercial Recycling 95-gallon

1x week	\$ 14.22	\$ 17.84	\$ 21.22	\$ 20.78
2x week	\$ 28.43	\$ 35.69	\$ 42.43	\$ 41.56
3x week	\$ 42.65	\$ 53.53	\$ 63.65	\$ 62.34
4x week	\$ 56.87	\$ 71.38	\$ 84.87	\$ 83.13
5x week	\$ 71.09	\$ 89.22	\$ 106.09	\$ 103.91
6x week	\$ 85.30	\$ 107.06	\$ 127.30	\$ 124.69
Extra Dump	\$ 3.28	\$ 4.18	\$ 4.90	\$ 4.80

Commercial Recycling - 1 Yard

1x week	\$ 31.60	\$ 39.66	\$ 47.14	\$ 46.18
2x week	\$ 63.20	\$ 79.32	\$ 94.28	\$ 92.36
3x week	\$ 94.79	\$ 118.98	\$ 141.42	\$ 138.54
4x week	\$ 126.39	\$ 158.64	\$ 188.57	\$ 184.73
5x week	\$ 157.99	\$ 198.31	\$ 235.71	\$ 230.91
6x week	\$ 189.59	\$ 237.97	\$ 282.85	\$ 277.09
Extra Dump	\$ 7.29	\$ 9.28	\$ 10.88	\$ 10.66

Commercial Recycling - 1.5 Yards

1x week	\$ 47.40	\$ 59.49	\$ 70.71	\$ 69.27
2x week	\$ 94.79	\$ 118.98	\$ 141.42	\$ 138.54
3x week	\$ 142.19	\$ 178.47	\$ 212.14	\$ 207.82
4x week	\$ 189.59	\$ 237.97	\$ 282.85	\$ 277.09
5x week	\$ 236.98	\$ 297.46	\$ 353.56	\$ 346.36
6x week	\$ 284.38	\$ 356.95	\$ 424.27	\$ 415.63
Extra Dump	\$ 10.21	\$ 13.00	\$ 15.23	\$ 14.92

Commercial Recycling - 2 Yards

1x week	\$ 63.20	\$ 79.32	\$ 94.28	\$ 92.36
2x week	\$ 126.39	\$ 158.64	\$ 188.57	\$ 184.73
3x week	\$ 189.59	\$ 237.97	\$ 282.85	\$ 277.09
4x week	\$ 252.78	\$ 317.29	\$ 377.13	\$ 369.45
5x week	\$ 315.98	\$ 396.61	\$ 471.42	\$ 461.82
6x week	\$ 379.17	\$ 475.93	\$ 565.70	\$ 554.18
Extra Dump	\$ 14.58	\$ 18.57	\$ 21.76	\$ 21.31

	Campbell	Los Gatos	Monte Sereno	Saratoga
Commercial Recycling - 3 Yards				
1x week	\$ 94.79	\$ 118.98	\$ 141.42	\$ 138.54
2x week	\$ 189.59	\$ 237.97	\$ 282.85	\$ 277.09
3x week	\$ 284.38	\$ 356.95	\$ 424.27	\$ 415.63
4x week	\$ 379.17	\$ 475.93	\$ 565.70	\$ 554.18
5x week	\$ 473.96	\$ 594.92	\$ 707.12	\$ 692.72
6x week	\$ 568.76	\$ 713.90	\$ 848.55	\$ 831.27
Extra Dump	\$ 21.87	\$ 27.85	\$ 32.64	\$ 31.97

Commercial Recycling - 4 Yards				
1x week	\$ 126.39	\$ 158.64	\$ 188.57	\$ 184.73
2x week	\$ 252.78	\$ 317.29	\$ 377.13	\$ 369.45
3x week	\$ 379.17	\$ 475.93	\$ 565.70	\$ 554.18
4x week	\$ 505.56	\$ 634.58	\$ 754.27	\$ 738.91
5x week	\$ 631.95	\$ 793.22	\$ 942.83	\$ 923.63
6x week	\$ 758.34	\$ 951.86	\$ 1,131.40	\$ 1,108.36
Extra Dump	\$ 29.17	\$ 37.13	\$ 43.52	\$ 42.63

Commercial Recycling - 6 Yards				
1x week	\$ 189.59	\$ 237.97	\$ 282.85	\$ 277.09
2x week	\$ 379.17	\$ 475.93	\$ 565.70	\$ 554.18
3x week	\$ 568.76	\$ 713.90	\$ 848.55	\$ 831.27
4x week	\$ 758.34	\$ 951.86	\$ 1,131.40	\$ 1,108.36
5x week	\$ 947.93	\$ 1,189.83	\$ 1,414.25	\$ 1,385.45
6x week	\$ 1,137.51	\$ 1,427.80	\$ 1,697.10	\$ 1,662.54
Extra Dump	\$ 43.75	\$ 55.70	\$ 65.28	\$ 63.94

Commercial Recycling - 8 Yards				
1x week	\$ 252.78	\$ 317.29	\$ 377.13	\$ 369.45
2x week	\$ 505.56	\$ 634.58	\$ 754.27	\$ 738.91
3x week	\$ 758.34	\$ 951.86	\$ 1,131.40	\$ 1,108.36
4x week	\$ 1,011.12	\$ 1,269.15	\$ 1,508.53	\$ 1,477.81
5x week	\$ 1,263.90	\$ 1,586.44	\$ 1,885.67	\$ 1,847.27
6x week	\$ 1,516.68	\$ 1,903.73	\$ 2,262.80	\$ 2,216.72
Extra Dump	\$ 58.33	\$ 74.26	\$ 87.04	\$ 85.26

Commercial Organics Service

	Campbell	Los Gatos	Monte Sereno	Saratoga
--	----------	-----------	--------------	----------

Rates below are for organics service in addition to the 1x per week organics cart included in the landfill charge.

Commercial Organics 35-gallon				
1x week	\$ 4.74	\$ 5.95	\$ 7.07	\$ 6.93
2x week	\$ 9.48	\$ 11.90	\$ 14.14	\$ 13.85
3x week	\$ 14.22	\$ 17.84	\$ 21.22	\$ 20.78
4x week	\$ 18.96	\$ 23.79	\$ 28.29	\$ 27.71
5x week	\$ 23.70	\$ 29.74	\$ 35.36	\$ 34.64
6x week	\$ 28.43	\$ 35.69	\$ 42.43	\$ 41.56
Extra Dump	\$ 1.09	\$ 1.39	\$ 1.63	\$ 1.60

Commercial Organics 65-gallon				
1x week	\$ 9.48	\$ 11.90	\$ 14.14	\$ 13.85
2x week	\$ 18.96	\$ 23.79	\$ 28.29	\$ 27.71
3x week	\$ 28.43	\$ 35.69	\$ 42.43	\$ 41.56
4x week	\$ 37.91	\$ 47.58	\$ 56.58	\$ 55.42
5x week	\$ 47.39	\$ 59.48	\$ 70.72	\$ 69.27
6x week	\$ 56.87	\$ 71.38	\$ 84.87	\$ 83.13
Extra Dump	\$ 2.19	\$ 2.78	\$ 3.26	\$ 3.20

Commercial Organics 95-gallon				
1x week	\$ 14.22	\$ 17.84	\$ 21.22	\$ 20.78

	Campbell	Los Gatos	Monte Sereno	Saratoga
2x week	\$ 28.43	\$ 35.69	\$ 42.43	\$ 41.56
3x week	\$ 42.65	\$ 53.53	\$ 63.65	\$ 62.34
4x week	\$ 56.87	\$ 71.38	\$ 84.87	\$ 83.13
5x week	\$ 71.09	\$ 89.22	\$ 106.09	\$ 103.91
6x week	\$ 85.30	\$ 107.06	\$ 127.30	\$ 124.69
Extra Dump	\$ 3.28	\$ 4.18	\$ 4.90	\$ 4.80
Commercial Organics - 1 Yard				
1x week	\$ 31.60	\$ 39.66	\$ 47.14	\$ 46.18
2x week	\$ 63.20	\$ 79.32	\$ 94.28	\$ 92.36
3x week	\$ 94.79	\$ 118.98	\$ 141.42	\$ 138.54
4x week	\$ 126.39	\$ 158.64	\$ 188.57	\$ 184.73
5x week	\$ 157.99	\$ 198.31	\$ 235.71	\$ 230.91
6x week	\$ 189.59	\$ 237.97	\$ 282.85	\$ 277.09
Extra Dump	\$ 7.29	\$ 9.28	\$ 10.88	\$ 10.66
Commercial Organics - 1.5 Yards				
1x week	\$ 47.40	\$ 59.49	\$ 70.71	\$ 69.27
2x week	\$ 94.79	\$ 118.98	\$ 141.42	\$ 138.54
3x week	\$ 142.19	\$ 178.47	\$ 212.14	\$ 207.82
4x week	\$ 189.59	\$ 237.97	\$ 282.85	\$ 277.09
5x week	\$ 236.98	\$ 297.46	\$ 353.56	\$ 346.36
6x week	\$ 284.38	\$ 356.95	\$ 424.27	\$ 415.63
Extra Dump	\$ 10.21	\$ 13.00	\$ 15.23	\$ 14.92
Commercial Organics - 2 Yards				
1x week	\$ 63.20	\$ 79.32	\$ 94.28	\$ 92.36
2x week	\$ 126.39	\$ 158.64	\$ 188.57	\$ 184.73
3x week	\$ 189.59	\$ 237.97	\$ 282.85	\$ 277.09
4x week	\$ 252.78	\$ 317.29	\$ 377.13	\$ 369.45
5x week	\$ 315.98	\$ 396.61	\$ 471.42	\$ 461.82
6x week	\$ 379.17	\$ 475.93	\$ 565.70	\$ 554.18
Extra Dump	\$ 14.58	\$ 18.57	\$ 21.76	\$ 21.31
Commercial Organics - 3 Yards				
1x week	\$ 94.79	\$ 118.98	\$ 141.42	\$ 138.54
2x week	\$ 189.59	\$ 237.97	\$ 282.85	\$ 277.09
3x week	\$ 284.38	\$ 356.95	\$ 424.27	\$ 415.63
4x week	\$ 379.17	\$ 475.93	\$ 565.70	\$ 554.18
5x week	\$ 473.96	\$ 594.92	\$ 707.12	\$ 692.72
6x week	\$ 568.76	\$ 713.90	\$ 848.55	\$ 831.27
Extra Dump	\$ 21.87	\$ 27.85	\$ 32.64	\$ 31.97
Commercial Organics - 4 Yards				
1x week	\$ 126.39	\$ 158.64	\$ 188.57	\$ 184.73
2x week	\$ 252.78	\$ 317.29	\$ 377.13	\$ 369.45
3x week	\$ 379.17	\$ 475.93	\$ 565.70	\$ 554.18
4x week	\$ 505.56	\$ 634.58	\$ 754.27	\$ 738.91
5x week	\$ 631.95	\$ 793.22	\$ 942.83	\$ 923.63
6x week	\$ 758.34	\$ 951.86	\$ 1,131.40	\$ 1,108.36
Extra Dump	\$ 29.17	\$ 37.13	\$ 43.52	\$ 42.63
Commercial Organics - 6 Yards				
1x week	\$ 189.59	\$ 237.97	\$ 282.85	\$ 277.09
2x week	\$ 379.17	\$ 475.93	\$ 565.70	\$ 554.18
3x week	\$ 568.76	\$ 713.90	\$ 848.55	\$ 831.27
4x week	\$ 758.34	\$ 951.86	\$ 1,131.40	\$ 1,108.36
5x week	\$ 947.93	\$ 1,189.83	\$ 1,414.25	\$ 1,385.45
6x week	\$ 1,137.51	\$ 1,427.80	\$ 1,697.10	\$ 1,662.54
Extra Dump	\$ 43.75	\$ 55.70	\$ 65.28	\$ 63.94

Front End Load (FEL) Compactor Bin Landfill Service

Campbell	Los Gatos	Monte Sereno	Saratoga
----------	-----------	--------------	----------

FEL compactors are Customer-owned.

FEL 1CY Compactor

1x week	\$ 211.97	\$ 256.40	\$ 300.14	\$ 294.02
2x week	\$ 423.95	\$ 512.80	\$ 600.27	\$ 588.05
3x week	\$ 635.92	\$ 769.20	\$ 900.41	\$ 882.07
4x week	\$ 847.89	\$ 1,025.60	\$ 1,200.54	\$ 1,176.09
5x week	\$ 1,059.87	\$ 1,282.00	\$ 1,500.68	\$ 1,470.11
6x week	\$ 1,271.84	\$ 1,538.40	\$ 1,800.81	\$ 1,764.14

FEL 2CY Compactor

1x week	\$ 423.95	\$ 512.80	\$ 600.27	\$ 588.05
2x week	\$ 847.89	\$ 1,025.60	\$ 1,200.54	\$ 1,176.09
3x week	\$ 1,271.84	\$ 1,538.40	\$ 1,800.81	\$ 1,764.14
4x week	\$ 1,695.79	\$ 2,051.20	\$ 2,401.08	\$ 2,352.18
5x week	\$ 2,119.73	\$ 2,564.00	\$ 3,001.35	\$ 2,940.23
6x week	\$ 2,543.68	\$ 3,076.80	\$ 3,601.62	\$ 3,528.27

FEL 3CY Compactor

1x week	\$ 635.92	\$ 769.20	\$ 900.41	\$ 882.07
2x week	\$ 1,271.84	\$ 1,538.40	\$ 1,800.81	\$ 1,764.14
3x week	\$ 1,907.76	\$ 2,307.60	\$ 2,701.22	\$ 2,646.21
4x week	\$ 2,543.68	\$ 3,076.80	\$ 3,601.62	\$ 3,528.27
5x week	\$ 3,179.60	\$ 3,846.01	\$ 4,502.03	\$ 4,410.34
6x week	\$ 3,815.52	\$ 4,615.21	\$ 5,402.43	\$ 5,292.41

FEL 4CY Compactor

1x week	\$ 847.89	\$ 1,025.60	\$ 1,200.54	\$ 1,176.09
2x week	\$ 1,695.79	\$ 2,051.20	\$ 2,401.08	\$ 2,352.18
3x week	\$ 2,543.68	\$ 3,076.80	\$ 3,601.62	\$ 3,528.27
4x week	\$ 3,391.58	\$ 4,102.41	\$ 4,802.16	\$ 4,704.37
5x week	\$ 4,239.47	\$ 5,128.01	\$ 6,002.70	\$ 5,880.46
6x week	\$ 5,087.36	\$ 6,153.61	\$ 7,203.24	\$ 7,056.55

FEL 6CY Compactor

1x week	\$ 1,271.84	\$ 1,538.40	\$ 1,800.81	\$ 1,764.14
2x week	\$ 2,543.68	\$ 3,076.80	\$ 3,601.62	\$ 3,528.27
3x week	\$ 3,815.52	\$ 4,615.21	\$ 5,402.43	\$ 5,292.41
4x week	\$ 5,087.36	\$ 6,153.61	\$ 7,203.24	\$ 7,056.55
5x week	\$ 6,359.20	\$ 7,692.01	\$ 9,004.05	\$ 8,820.69
6x week	\$ 7,631.05	\$ 9,230.41	\$ 10,804.86	\$ 10,584.82

FEL 7CY Compactor

1x week	\$ 1,483.81	\$ 1,794.80	\$ 2,100.95	\$ 2,058.16
2x week	\$ 2,967.63	\$ 3,589.60	\$ 4,201.89	\$ 4,116.32
3x week	\$ 4,451.44	\$ 5,384.41	\$ 6,302.84	\$ 6,174.48
4x week	\$ 5,935.26	\$ 7,179.21	\$ 8,403.78	\$ 8,232.64
5x week	\$ 7,419.07	\$ 8,974.01	\$ 10,504.73	\$ 10,290.80
6x week	\$ 8,902.89	\$ 10,768.81	\$ 12,605.67	\$ 12,348.96

Front End Load (FEL) Compactor Bin Recycling Service

Campbell	Los Gatos	Monte Sereno	Saratoga
----------	-----------	--------------	----------

FEL compactors are Customer-owned.

FEL Recycling 1CY Compactor

1x week	\$ 42.39	\$ 51.28	\$ 60.03	\$ 58.80
2x week	\$ 84.79	\$ 102.56	\$ 120.05	\$ 117.61
3x week	\$ 127.18	\$ 153.84	\$ 180.08	\$ 176.41
4x week	\$ 169.58	\$ 205.12	\$ 240.11	\$ 235.22
5x week	\$ 211.97	\$ 256.40	\$ 300.14	\$ 294.02
6x week	\$ 254.37	\$ 307.68	\$ 360.16	\$ 352.83

FEL Recycling 2CY Compactor

1x week	\$ 84.79	\$ 102.56	\$ 120.05	\$ 117.61
2x week	\$ 169.58	\$ 205.12	\$ 240.11	\$ 235.22
3x week	\$ 254.37	\$ 307.68	\$ 360.16	\$ 352.83
4x week	\$ 339.16	\$ 410.24	\$ 480.22	\$ 470.44
5x week	\$ 423.95	\$ 512.80	\$ 600.27	\$ 588.05
6x week	\$ 508.74	\$ 615.36	\$ 720.32	\$ 705.65

FEL Recycling 3CY Compactor

1x week	\$ 127.18	\$ 153.84	\$ 180.08	\$ 176.41
2x week	\$ 254.37	\$ 307.68	\$ 360.16	\$ 352.83
3x week	\$ 381.55	\$ 461.52	\$ 540.24	\$ 529.24
4x week	\$ 508.74	\$ 615.36	\$ 720.32	\$ 705.65
5x week	\$ 635.92	\$ 769.20	\$ 900.41	\$ 882.07
6x week	\$ 763.10	\$ 923.04	\$ 1,080.49	\$ 1,058.48

FEL Recycling 4CY Compactor

1x week	\$ 169.58	\$ 205.12	\$ 240.11	\$ 235.22
2x week	\$ 339.16	\$ 410.24	\$ 480.22	\$ 470.44
3x week	\$ 508.74	\$ 615.36	\$ 720.32	\$ 705.65
4x week	\$ 678.32	\$ 820.48	\$ 960.43	\$ 940.87
5x week	\$ 847.89	\$ 1,025.60	\$ 1,200.54	\$ 1,176.09
6x week	\$ 1,017.47	\$ 1,230.72	\$ 1,440.65	\$ 1,411.31

FEL Recycling 6CY Compactor

1x week	\$ 254.37	\$ 307.68	\$ 360.16	\$ 352.83
2x week	\$ 508.74	\$ 615.36	\$ 720.32	\$ 705.65
3x week	\$ 763.10	\$ 923.04	\$ 1,080.49	\$ 1,058.48
4x week	\$ 1,017.47	\$ 1,230.72	\$ 1,440.65	\$ 1,411.31
5x week	\$ 1,271.84	\$ 1,538.40	\$ 1,800.81	\$ 1,764.14
6x week	\$ 1,526.21	\$ 1,846.08	\$ 2,160.97	\$ 2,116.96

FEL Recycling 7CY Compactor

1x week	\$ 296.76	\$ 358.96	\$ 420.19	\$ 411.63
2x week	\$ 593.53	\$ 717.92	\$ 840.38	\$ 823.26
3x week	\$ 890.29	\$ 1,076.88	\$ 1,260.57	\$ 1,234.90
4x week	\$ 1,187.05	\$ 1,435.84	\$ 1,680.76	\$ 1,646.53
5x week	\$ 1,483.81	\$ 1,794.80	\$ 2,100.95	\$ 2,058.16
6x week	\$ 1,780.58	\$ 2,153.76	\$ 2,521.13	\$ 2,469.79

Front End Load (FEL) Compactor Bin Organic Service

Campbell	Los Gatos	Monte Sereno	Saratoga
-----------------	------------------	---------------------	-----------------

FEL compactors are Customer-owned.

FEL Organic 1CY Compactor

1x week	\$ 42.39	\$ 51.28	\$ 60.03	\$ 58.80
2x week	\$ 84.79	\$ 102.56	\$ 120.05	\$ 117.61
3x week	\$ 127.18	\$ 153.84	\$ 180.08	\$ 176.41
4x week	\$ 169.58	\$ 205.12	\$ 240.11	\$ 235.22
5x week	\$ 211.97	\$ 256.40	\$ 300.14	\$ 294.02
6x week	\$ 254.37	\$ 307.68	\$ 360.16	\$ 352.83

FEL Organic 2CY Compactor

1x week	\$ 84.79	\$ 102.56	\$ 120.05	\$ 117.61
2x week	\$ 169.58	\$ 205.12	\$ 240.11	\$ 235.22
3x week	\$ 254.37	\$ 307.68	\$ 360.16	\$ 352.83
4x week	\$ 339.16	\$ 410.24	\$ 480.22	\$ 470.44
5x week	\$ 423.95	\$ 512.80	\$ 600.27	\$ 588.05
6x week	\$ 508.74	\$ 615.36	\$ 720.32	\$ 705.65

FEL Organic 3CY Compactor

1x week	\$ 127.18	\$ 153.84	\$ 180.08	\$ 176.41
2x week	\$ 254.37	\$ 307.68	\$ 360.16	\$ 352.83
3x week	\$ 381.55	\$ 461.52	\$ 540.24	\$ 529.24
4x week	\$ 508.74	\$ 615.36	\$ 720.32	\$ 705.65
5x week	\$ 635.92	\$ 769.20	\$ 900.41	\$ 882.07
6x week	\$ 763.10	\$ 923.04	\$ 1,080.49	\$ 1,058.48

FEL Organic 4CY Compactor

1x week	\$ 169.58	\$ 205.12	\$ 240.11	\$ 235.22
2x week	\$ 339.16	\$ 410.24	\$ 480.22	\$ 470.44
3x week	\$ 508.74	\$ 615.36	\$ 720.32	\$ 705.65
4x week	\$ 678.32	\$ 820.48	\$ 960.43	\$ 940.87
5x week	\$ 847.89	\$ 1,025.60	\$ 1,200.54	\$ 1,176.09
6x week	\$ 1,017.47	\$ 1,230.72	\$ 1,440.65	\$ 1,411.31

FEL Organic 6CY Compactor

1x week	\$ 254.37	\$ 307.68	\$ 360.16	\$ 352.83
2x week	\$ 508.74	\$ 615.36	\$ 720.32	\$ 705.65
3x week	\$ 763.10	\$ 923.04	\$ 1,080.49	\$ 1,058.48
4x week	\$ 1,017.47	\$ 1,230.72	\$ 1,440.65	\$ 1,411.31
5x week	\$ 1,271.84	\$ 1,538.40	\$ 1,800.81	\$ 1,764.14
6x week	\$ 1,526.21	\$ 1,846.08	\$ 2,160.97	\$ 2,116.96

FEL Organic 7CY Compactor

1x week	\$ 296.76	\$ 358.96	\$ 420.19	\$ 411.63
2x week	\$ 593.53	\$ 717.92	\$ 840.38	\$ 823.26
3x week	\$ 890.29	\$ 1,076.88	\$ 1,260.57	\$ 1,234.90
4x week	\$ 1,187.05	\$ 1,435.84	\$ 1,680.76	\$ 1,646.53
5x week	\$ 1,483.81	\$ 1,794.80	\$ 2,100.95	\$ 2,058.16
6x week	\$ 1,780.58	\$ 2,153.76	\$ 2,521.13	\$ 2,469.79

ATTACHMENT B TO AGENDA ITEM NO. 2

Rate Survey

Jurisdiction	Residential Single-Family					Commercial				Effective Date
	20 Gallon	30-35 Gal. ⁵	60-65 Gal.	90-96 Gal.	1YD Bin 1x/week	1YD Bin 3x/week	3YD Bin 1x/week	3YD Bin 3x/week		
City of Sunnyvale ¹	N/A	\$ 40.00	\$ 46.43	\$ 54.56	\$ 200.13	\$ 600.39	\$ 500.97	\$ 1,051.64	7/1/2024	
City of Milpitas ²	\$ 38.28	\$ 41.60	\$ 56.21	N/A	\$ 138.06	\$ 340.00	\$ 313.56	\$ 887.62	1/1/2024	
City of Morgan Hill	N/A	\$ 44.14	N/A	N/A	\$ 231.30	\$ 645.78	\$ 485.58	\$ 1,363.92	7/1/2024	
City of Cupertino	\$ 41.65	\$ 44.30	\$ 85.26	\$ 126.21	\$ 208.05	\$ 624.18	\$ 332.89	\$ 998.66	2/1/2025	
City of Gilroy	N/A	\$ 44.52	\$ 64.68	\$ 83.34	\$ 204.17	\$ 561.57	\$ 425.87	\$ 1,178.43	7/1/2024	
City of Mountain View	\$ 34.90	\$ 46.55	\$ 93.10	\$ 139.65	\$ 137.90	\$ 468.00	\$ 412.70	\$ 1,293.20	7/1/2024	
City of Palo Alto	\$ 27.81	\$ 50.07	\$ 100.15	\$ 150.22	\$ 219.49	\$ 590.31	\$ 504.40	\$ 1,455.48	7/1/2024	
City of Los Altos	\$ 47.58	\$ 51.26	\$ 102.49	\$ 153.76	\$ 201.08	\$ 603.26	\$ 603.25	\$ 1,809.81	7/1/2024	
City of Santa Clara ³	\$ 43.61	\$ 51.51	\$ 75.83	\$ 100.05	\$ 174.30	\$ 514.22	\$ 444.92	\$ 1,299.78	7/1/2024	
City of Campbell	\$ 42.55	\$ 52.68	\$ 95.61	\$ 138.54	\$ 157.99	\$ 473.96	\$ 473.96	\$ 1,421.89	7/1/2025	
City of San Jose ⁴	N/A	\$ 53.45	\$ 106.90	\$ 160.35	\$ 190.83	\$ 546.47	\$ 266.53	\$ 752.24	7/1/2024	
Town of Los Gatos	\$ 45.94	\$ 57.22	\$ 104.46	\$ 151.71	\$ 198.31	\$ 594.92	\$ 594.92	\$ 1,784.75	7/1/2025	
City of Saratoga	\$ 46.98	\$ 58.33	\$ 106.41	\$ 154.47	\$ 230.91	\$ 692.72	\$ 692.72	\$ 2,078.17	7/1/2025	
Town of Los Altos Hills	\$ 43.64	\$ 60.82	\$ 121.69	\$ 182.48	\$ 153.14	\$ 322.55	\$ 239.66	\$ 560.43	7/1/2024	
City of Monte Sereno	\$ 53.33	\$ 66.33	\$ 121.33	\$ 176.35	\$ 235.71	\$ 707.12	\$ 707.12	\$ 2,121.37	7/1/2025	

¹ Split solid waste/food scraps cart. Rate are based on garbage capacity only. 27-, 43-, and 64-gallon carts.

² Split 19/19-gal, 26/19-gal, 45/19-gal, & 67/29-gal solid waste/food scraps cart.

³ Rate for 2 and 3 30-32 gallon carts in lieu of 64 and 96 gallon carts.

⁴ San Jose residential rate includes loose in the street yard trimmings; commercial rate is for wet service.

⁵ Rates sorted by lowest to highest for 30-35 Gallon cart service.

This page intentionally left blank



Agenda Item No. 3

Meeting Date: May 1, 2025

To: West Valley Solid Waste Management Authority Board

From: Executive Director

Subject: Recent Regulatory and Legislative Changes

AGENDA ITEM REPORT

Recommended Action

Receive a report on recent regulatory and legislative changes.

Discussion

2025 California Legislative Session

The new 2025-26 State of California (State) legislative session is in process. This section highlights Assembly Bills (AB) and Senate Bills (SB) that have been identified by the West Valley Solid Waste Management Authority's (Authority) Executive Director as being of interest to the Authority. The majority of bills are currently being heard in various policy committees. All bills must be passed by September 12, 2025 for consideration by the Governor, and the Governor must sign or veto bills by October 12, 2025.

The Authority's Executive Director will continue to monitor and update the Board when modifications to bills may be of particular interest to the Board.

SB 1383 and Organic Waste Bills

- **AB 70 (Aguiar-Curry)** – This bill would require the California Department of Resources, Recycling and Recovery (CalRecycle) to amend the SB 1383 regulations to include pipeline biomethane converted from organic waste as a recovered organic waste product eligible toward a jurisdiction's procurement target. This bill would also define pyrolysis as the thermal decomposition of material at elevated temperatures in the absence or near absence of oxygen.
- **AB 337 (Bennet)** – This bill would expand CalRecycle's existing grant program to provide financial assistance for the recovery of edible food, as specified.
- **AB 436 (Ransom)** – This bill, upon a substantive revision of the land use element on or after January 1, 2029, would require a city, county, or city and county to consider the best



practices, sample general plan, and model ordinance reflected in a technical advisory developed by CalRecycle in response to the bill, and to consider updating the land use element to identify areas where composting facilities may be appropriate as an allowable use.

- **AB 1046 (Bains)** – This bill would exempt a food processing establishment that historically has not disposed of organic waste to a landfill from edible food recovery requirements of SB 1383.
- **SB 279 (McNerney)** – This bill raises the allowable capacity for small composters that are exempt from permitting from 100 cubic yards to 500 cubic yards. The bill also permits up to 10% food waste at Notification Tier composting facilities and expands on-farm composting options.

Extended Producer Responsibility (EPR)/Product Stewardship Bills

- **AB 80 (Aguiar-Curry)** – This bill would revise the penalty provisions to strengthen the enforcement of the State's product stewardship program for carpet.
- **AB 473 (Wilson)** – This bill revises certain provisions related to recyclability labeling, which may interact with implementation of prior bills such as SB 343 and SB 54.
- **AB 864 (Ward)** – This bill would expand options for downstream management of solar photovoltaic modules. The author plans to amend the bill language to include EPR provisions.
- **AB 1304 (Schultz)** – This bill revises aspects of the State's paint recovery program to amend definitions related to recovery and recycling of paint, as well as require expanded education and outreach and workforce development.
- **AB 1325 (Rodriguez)** – This bill would establish an EPR program for used oil and lubricants.
- **AB 1330 (Nguyen)** – This bill would make a nonsubstantive change to the Plastic Pollution Prevention and Packaging Producer Responsibility Act (SB 54). This bill may be amended to include more substantive provisions during the legislative process.
- **SB 501 (Allen)** – This bill would establish an EPR program for household hazardous waste.
- **SB 561 (Blakespear)** – This bill would establish an EPR program for emergency distress flares (marine flares).
- **SB 615 (Allen)** – This bill would establish a product stewardship program for vehicle traction batteries.

Plastics Reduction Bills

- **AB 823 (Boemer)** – This bill expands the current plastic microbeads ban to include additional



products.

- **AB 973 (Hoover)** – This bill would increase post-consumer recycled content requirements for manufacturers of rigid and flexible plastic packaging and products, including requiring third party verification.
- **SB 45 (Padilla)** – This bill (often referred to as “Leash the Lid”) would require beverage containers under the California Redemption Value (CRV) program to have a cap that is tethered to the container.

Miscellaneous Bills

- **AB 259 (Blanca Rubio)** – This bill, by removing a previously established sunset date of January 1, 2026, would indefinitely extend the provisions under the Ralph M. Brown Act that allow alternative teleconferencing procedures and the authorization for a legislative body of a local agency to consider and take action on a request from a member to participate in a meeting remotely due to emergency circumstances.
- **AB 762 (Irwin)** – This bill would prohibit the sale or distribution of single-use battery-embedded vapor inhalation devices.
- **AB 998 (Hadwick)** – The bill would prohibit a public agency, or its contractor, from including vaporizer pens in a household hazardous waste materials exchange program. The bill also establishes provisions regarding vaporizer pens disposal from schools.
- **AB 1153 (Bonta)** – This bill would authorize CalRecycle, as part of grants provided to public entities to abate illegal disposal sites, to provide funding for removing and disposing of recreational vehicles, for enforcement strategies, and for developing local enforcement teams and illegal dumping enforcement officers.
- **SB 682 (Allen)** – This bill would ban products containing intentionally added perfluoroalkyl and polyfluoroalkyl substances (PFAS), subject to certain exemptions, using a phased-in approach by material type.

Local

The Technical Advisory Committee (TAC) of the Santa Clara County Recycling and Waste Reduction Commission (RWRC) meets monthly. In addition, multiple local subcommittees attend TAC including, but not limited to, those related to SB 1383 and public education and outreach. The Authority is attending the meetings. TAC is also discussing how to address budget concerns and reevaluating the value of current programs. The Authority is participating in these discussions at the regularly scheduled TAC meetings. The Authority is a member of a TAC subcommittee formed solely to review the need for modifications to the current fee program.

Existing Legislation and Regulations

- **SB 54:** The Plastic Pollution Prevention and Packaging Producer Responsibility Act (SB 54) was signed into law on June 30, 2022. The bill requires producers to ensure that single-use packaging and single-use plastic food service ware are recyclable or compostable by 2032 and achieve 25% source reduction and a 65% covered material recycling rate within specified timeframes. The bill requires covered material producers to join a Producer Responsibility Organization (PRO), which shall be responsible for implementing programs, submitting plans and reports, and meeting established targets. The PRO is required to fully fund the cost of the program, including costs incurred by local jurisdictions and recycling service providers for managing covered materials. Local jurisdictions are required to collect materials in their curbside programs deemed recyclable or compostable by CalRecycle.

Some recent developments in the SB 54 rulemaking and implementation process include:

- On Friday, March 7, 2025, Governor Newsom rejected the adoption of the regulations for SB 54 ahead of its critical March 8 deadline. Governor Newsom is directing CalRecycle to restart the SB 54 regulations, citing potential cost impacts to businesses and consumers. Spokesperson Daniel Villaseñor stated that the goal of redrafting the regulations is to ensure SB 54 “can achieve its goal of cutting plastic pollution and is implemented fairly – minimizing costs to small businesses and working families as much as possible.” The proposed SB 54 regulations went through multiple revision cycles with extensive public input, and numerous stakeholders and legislators had voiced support for finalizing the regulations. The PRO selected for SB 54 implementation, Circular Action Alliance, was an active voice in seeking an extension to the regulatory process. CalRecycle has not yet named a date for the release of the new regulations, but anticipates that the new regulations will be based on the last published draft regulations. CalRecycle has stated it plans to continue other aspects of the SB 54 implementation process, such as conducting the required Needs Assessment studies.
- CalRecycle is currently conducting multiple Needs Assessment studies. The Collection, Processing, and End Markets (CPEM) Needs Assessment is particularly relevant to the Authority, as it will determine the baseline of the current recycling system and the necessary investments and funding to meet the goals of SB 54. A survey will be sent to jurisdictions across the State in order to obtain critical data for this study. The Authority and the cities of Campbell, Monte Sereno, and Saratoga; and the Town of Los Gatos (Member Agencies) are encouraged to complete the survey to the best of their ability in order to ensure the study best reflects local conditions and needs.

It will be critical for local jurisdictions to stay engaged in the SB 54 regulatory and implementation process. The Authority and Member Agencies can engage in a variety of ways, including attending SB 54 Advisory Board meetings, attending informational webinars and CalRecycle Public Workshops, joining working groups, submitting individual or coalition comment letters to CalRecycle or the PRO, and discussing early preparation for potential



program impacts.

The Authority's Executive Director will continue to participate in the SB 54 implementation process and stakeholder collaboration opportunities and will update the Board with any developments in the regulations that may impact Member Agencies.

- **Advanced Clean Fleet (ACF) Regulations:** The California Air Resources Board (CARB) developed regulations to transition all medium- and heavy-duty diesel trucks to zero-emissions vehicles (ZEVs) by 2045. State and local governments, including cities, counties, special districts, and State agencies, are required to purchase ZEVs so that 50% of fleet vehicles are ZEVs beginning in 2024, and 100% of fleet vehicles are ZEVs by 2027. "Specialty vehicles," which include solid waste collection fleets, can be evaluated under the "ZEV milestone" option, which allows agencies more time to comply. Aptly named, this option prescribes the following milestones, measured by percentage of ZEV specialty vehicles and year: 10% by 2030, 25% by 2033, 50% by 2036, 75% by 2039, and 100% by 2042. Certain exemptions may be available related to infrastructure construction delays, delivery delays, availability, daily usage amounts, back-up vehicles, and emergency conditions. Additionally, CARB's final resolution acknowledged the importance of biomethane derived from organic waste to implement SB 1383. By 2025, CARB will require staff across State agencies to coordinate and provide a report describing how the implementation of ACF regulations, SB 1383, and SB 1440 will be harmonized.

It is important to note that in November 2023, CARB submitted a waiver request to the federal Environmental Protection Agency (EPA), which, if approved, would give CARB the ability to enforce the ACF regulations on high-priority fleets (i.e., large solid waste haulers). On January 15, 2025, CARB withdrew the waiver request, in light of the new federal administration's statements that they intend to unwind all ZEV mandates. Withdrawal of the waiver request does not withdraw the regulations, but CARB has stated that they will not enforce the regulations on high-priority fleets at this time. Another waiver request could be submitted and approved at any time in the future, so CARB urges fleets to voluntarily remain compliant with the regulations in the meantime. CARB has also stated that it still intends to enforce the regulations on state and local fleets, as they have stated they do not need a waiver for public agency enforcement.

Documents Attached

None

Fiscal Impact

None

This page intentionally left blank



WEST VALLEY

Solid Waste Management Authority

CAMPBELL • LOS GATOS • MONTE SERENO • SARATOGA

PRIOR MEETING MINUTES

Date of Meeting: February 6, 2025

General Information

The meeting was held via teleconference in accordance with California Governor's Executive Order N-29-20, and in person at the City of Monte Sereno's City Hall, located at 18041 Saratoga-Los Gatos Road, Monte Sereno, CA 95030.

Call to Order

At 5:02 p.m., Chair Mekechuk called the meeting to order.

Pledge of Allegiance

Roll Call

Attendee Name	Title	Member Agency	Status
Bryan Mekechuk	Chair	City of Monte Sereno	Present
Chuck Page	Vice Chair	City of Saratoga	Present
Dan Furtado	Board Member	City of Campbell	Present
Mary Badame	Board Member	Town of Los Gatos	Present

Orders of the Day

None

Oral Communications from the Public

None

Written Communications

None

Presentations and Informational Items

1. The Board of Directors (Board) received a presentation on the West Valley Solid Waste Management Authority's (Authority) Multi-Family Behavior Change Pilot Program (Pilot).



Consent Calendar

2. Upon a motion by Vice Chair Page and a second by Member Furtado, the Board voted unanimously to approve Agenda Item 2, to receive a report on recent regulators and legislative changes; Agenda Item 3, to receive a report on the Authority's solid waste and customer service programs; Agenda Item 4, to approve the November 7, 2024 Authority Board Meeting Minutes; and Agenda Item 5, to receive the Executive Director's Year-to-Date Financial Report through December 31, 2024 for the fiscal year (FY) ending June 30, 2025.

Old Business

None

New Business

3. Upon a motion by Member Badame and a second by Vice Chair Page, the Board approved Resolution 2025-01, a Resolution of the Board of the Authority approving a budget for FY 2025-26 and authorizing the Executive Director to expend the contingency funds, upon prior approval by the Board Chair, in the event the Authority or any of its Member Agencies are audited.

Executive Director Report

Executive Director Rob Hilton thanked West Valley Collection & Recycling (WVC&R) for improving service quality in 2024, thanked Member Agency staff for being engaged and participatory during a busy year, and provided an update on the California Air Resources Board's (CARB) Advanced Clean Fleets (ACF) regulation.

Future Agenda Items

None

Board Member Reports

The Board Received a report from Board Mekechuk about his satisfaction with his Mill food recycler.

Adjournment

Chair Mekechuk adjourned the meeting at 5:45 p.m. until the next regular meeting, which will be held on May 1, 2025 at 5:00 p.m. at the City of Monte Sereno's City Hall, located at 18041 Saratoga-Los Gatos Road, Monte Sereno, CA 95030.



WEST VALLEY

Solid Waste Management Authority

CAMPBELL • LOS GATOS • MONTE SERENO • SARATOGA

Agenda Item No. 5

Meeting Date: May 1, 2025

To: West Valley Solid Waste Management Authority Board

From: Executive Director

Subject: Year-To-Date Financial Report

AGENDA ITEM REPORT

Recommended Action

Receive the Executive Director's Year-to-Date Financial Report through March 31, 2025 for the fiscal year (FY) ending June 30, 2025.

Discussion

The report titled "Statement of Revenues, Expenditures, and Changes in Fund Balance – Budget and Actual" shows the approved budget, the year-to-date actual amounts, and the preliminary fund balance through March 31, 2025 for FY 2024-25. With 75% of the fiscal year passed, the report shows that the West Valley Solid Waste Management Authority (Authority) received \$934,777 or 70% of revenues and expended \$602,246 or 42% of expenses for the approved FY 2024-25 budget.

During the first quarter of FY 2024-25, the Authority received Senate Bill (SB) 1383 Local Assistance Grant funds from the California Department of Resources, Recycling and Recovery (CalRecycle), which will be spent by the Authority during FY 2024-25 and FY 2025-26.

In February 2011, the Board adopted a policy requiring the Authority to maintain an operating reserve of \$100,000 and a rate stabilization reserve of \$100,000. The preliminary fund balance of \$996,190 is more than the \$200,000 required reserve amount and increases the July 1, 2024 starting balance of \$663,659 by \$332,531. The Authority expects to see the fund balance drawn down throughout the year as more expenses are accrued over the remaining quarter of FY 2024-25; however, the Authority expects the fund balance to remain higher than usual due to the timing of expenses due and receipt of SB 1383 grant funding in FY 2024-25.

Documents Attached

A. Fiscal Year 2024-25 Year-to-Date Financial Report

Fiscal Impact

None



WEST VALLEY

Solid Waste Management Authority

CAMPBELL • LOS GATOS • MONTE SERENO • SARATOGA

ATTACHMENT A TO AGENDA ITEM NO. 5

Fiscal Year 2024-25 Year-to-Date Financial Report

West Valley Solid Waste Management Authority Statement of Revenues, Expenditures, and Changes in Fund Balance - Budget and Actual March 31, 2025					
Account #	Description	Authority Budget FY 2024-25	Year-to- Date Actual	Balance	Year-to- Date %
Revenues					
4410	Interest	\$ -	\$ 9,831	\$ (9,831)	N/A
4431	Unrealized Gains/Losses	-	5,727	(5,727)	N/A
4523	SB 1383 Local Assistance Grant	374,757	374,757	-	100%
4968	Expense Abatement	-	-	-	N/A
4970	City of Campbell	276,488	184,325	92,163	67%
4970	Town of Los Gatos	214,275	142,850	71,425	67%
4970	City of Monte Sereno	22,779	15,186	7,593	67%
4970	City of Saratoga	197,865	131,910	65,955	67%
4975	Other Revenue (Reimbursement of Education & Outreach)	235,000	54,016	180,984	23%
4965	Other Revenue (Non-Exclusive C&D Program)	13,500	16,175	(2,675)	120%
4965	Other Revenue (Liquidated Damages)	-	-	-	N/A
	Total Revenues	\$ 1,334,664	\$ 934,777	\$ 399,887	70%
Expenditures:					
Services and Supplies:					
7424	Office Expense	\$ -	\$ -	\$ -	N/A
7424	SB 1383 Member Agency Organics Procurement	201,365	22,695	178,670	11%
7427	Special Departmental Exp. (Legal Services)	51,946	6,881	45,065	13%
7430	Prof. & Special Services (Executive Director)	754,323	413,366	340,957	55%
7430	Prof. & Special Services (Other)	5,000	-	5,000	0%
7433	Education and Outreach	260,000	74,384	185,616	29%
7433	SB 1383 Education and Outreach	90,000	28,298	61,702	31%
7432	Other Contractual Services (Website Administration)	-	-	-	N/A
7432	Other Contractual Services (Audit Services)	3,605	-	3,605	0%
7433	Insurance (Liability)	6,912	7,351	(439)	106%
7435	Travel/Conf. & Meetings	2,000	4,686	(2,686)	234%
7438	Other Charges (Accounting & Bookkeeping)	10,443	10,443	-	100%
7443	SB 1383 Edible Food Recovery Countywide Program	34,142	34,142	-	100%
	Total Expenditures	\$ 1,419,735	\$ 602,246	\$ 817,489	42%
	Excess (deficiency) of revenues over (under) expenditures	\$ (85,071)	\$ 332,531	\$ (417,602)	
	Beginning Fund Balance 7/1/24 (Preliminary)	285,071	663,659		
	Ending Fund Balance	\$ 200,000	\$ 996,190		



WEST VALLEY

Solid Waste Management Authority

CAMPBELL • LOS GATOS • MONTE SERENO • SARATOGA

Agenda Item No. 6

Meeting Date: May 1, 2025

To: West Valley Solid Waste Management Authority Board

From: Executive Director

Subject: Fiscal Year 2023-24 Audited Financial Statements

AGENDA ITEM REPORT

Recommended Action

Receive a report on the West Valley Solid Waste Management Authority's (Authority) fiscal year (FY) 2023-24 Audited Financial Statements.

Discussion

The City of Campbell (Campbell) provides financial services (e.g., general ledger, bookkeeping) to the Authority. Campbell, on behalf of the Authority, hired Eide Bailly, LLP to perform the annual audit of the Authority's financial statements.

In the auditor's opinion, the financial statements present fairly, in all material respects, the financial position of the Authority as of June 30, 2024, and the changes in financial position and cash flows for the year ended in accordance with accounting principles generally accepted in the United States of America.

Documents Attached

A. FY 2023-24 Audited Financial Statements

Fiscal Impact

None



Annual Financial Report
June 30, 2024

West Valley Solid Waste Management Authority

West Valley Solid Waste Management Authority

Table of Contents

June 30, 2024

Board Members and Staff	i
Independent Auditor's Report	1
Management's Discussion and Analysis	4
Government Wide Financial Statements	
Statement of Net Position	7
Statement of Revenues, Expenditures, and Changes in Net Position	8
Statement of Cash Flows	9
Notes to Financial Statements	10
Independent Auditor's Report on Internal Control over Financial Reporting and on Compliance and Other Matters Based on an Audit of Financial Statements Performed in Accordance with <i>Government Auditing Standards</i>	14

Board Members

Bryan Mekechuk, City of Monte Sereno, Chair

Chuck Page, City of Saratoga, Vice Chair

Dan Furtado, City of Campbell, Member

Mary Badame, Town of Los Gatos, Member

Staff

Rob Hilton, Executive Director



Independent Auditor's Report

Board of Directors
West Valley Solid Waste Management Authority
Campbell, California

Report on the Audit of the Financial Statements

Opinion

We have audited the financial statements of the business-type activities of the West Valley Solid Waste Management Authority (Authority), as of and for the year ended June 30, 2024, and the related notes to the financial statements, which collectively comprise the Authority's basic financial statements as listed in the table of contents.

In our opinion, the accompanying financial statements referred to above present fairly, in all material respects, the financial position of the Authority, as of June 30, 2024, and the respective changes in financial position, and, where applicable, cash flows thereof for the years then ended in accordance with accounting principles generally accepted in the United States of America.

Basis for Opinions

We conducted our audit in accordance with auditing standards generally accepted in the United States of America (GAAS) and the standards applicable to financial audits contained in *Government Auditing Standards* issued by the Comptroller General of the United States (*Government Auditing Standards*). Our responsibilities under those standards are further described in the Auditor's Responsibilities for the Audit of the Financial Statements section of our report. We are required to be independent of the Authority and to meet our other ethical responsibilities, in accordance with the relevant ethical requirements relating to our audit. We believe that the audit evidence we have obtained is sufficient and appropriate to provide a basis for our audit opinions.

Responsibilities of Management for the Financial Statements

Management is responsible for the preparation and fair presentation of the financial statements in accordance with accounting principles generally accepted in the United States of America, and for the design, implementation, and maintenance of internal control relevant to the preparation and fair presentation of financial statements that are free from material misstatement, whether due to fraud or error.

In preparing the financial statements, management is required to evaluate whether there are conditions or events, considered in the aggregate, that raise substantial doubt about the Authority's ability to continue as a going concern for twelve months beyond the financial statement date, including any currently known information that may raise substantial doubt shortly thereafter.

Auditor's Responsibilities for the Audit of the Financial Statements

Our objectives are to obtain reasonable assurance about whether the financial statements as a whole are free from material misstatement, whether due to fraud or error, and to issue an auditor's report that includes our opinions. Reasonable assurance is a high level of assurance but is not absolute assurance and therefore is not a guarantee that an audit conducted in accordance with GAAS and *Government Auditing Standards* will always detect a material misstatement when it exists. The risk of not detecting a material misstatement resulting from fraud is higher than for one resulting from error, as fraud may involve collusion, forgery, intentional omissions, misrepresentations, or the override of internal control. Misstatements are considered material if there is a substantial likelihood that, individually or in the aggregate, they would influence the judgment made by a reasonable user based on the financial statements.

In performing an audit in accordance with GAAS and *Government Auditing Standards*, we:

- Exercise professional judgment and maintain professional skepticism throughout the audit.
- Identify and assess the risks of material misstatement of the financial statements, whether due to fraud or error, and design and perform audit procedures responsive to those risks. Such procedures include examining, on a test basis, evidence regarding the amounts and disclosures in the financial statements.
- Obtain an understanding of internal control relevant to the audit in order to design audit procedures that are appropriate in the circumstances, but not for the purpose of expressing an opinion on the effectiveness of the Authority's internal control. Accordingly, no such opinion is expressed.
- Evaluate the appropriateness of accounting policies used and the reasonableness of significant accounting estimates made by management, as well as evaluate the overall presentation of the financial statements.
- Conclude whether, in our judgment, there are conditions or events, considered in the aggregate, that raise substantial doubt about the Authority's ability to continue as a going concern for a reasonable period of time.

We are required to communicate with those charged with governance regarding, among other matters, the planned scope and timing of the audit, significant audit findings, and certain internal control-related matters that we identified during the audit.

Required Supplementary Information

Accounting principles generally accepted in the United States of America require that the management's discussion be presented to supplement the basic financial statements. Such information is the responsibility of management and, although not a part of the basic financial statements, is required by the Governmental Accounting Standards Board who considers it to be an essential part of financial reporting for placing the basic financial statements in an appropriate operational, economic, or historical context. We have applied certain limited procedures to the required supplementary information in accordance with GAAS, which consisted of inquiries of management about the methods of preparing the information and comparing the information for consistency with management's responses to our inquiries, the basic financial statements, and other knowledge we obtained during our audit of the basic financial statements. We do not express an opinion or provide any assurance on the information because the limited procedures do not provide us with sufficient evidence to express an opinion or provide any assurance.

Report on Summarized Comparative Information

We have previously audited the 2023 financial statements of the Authority, and we expressed an unmodified audit opinion on those audited financial statements in our report dated April 7, 2024. In our opinion, the summarized comparative information presented herein as of and for the year ended June 30, 2023, is consistent, in all material respects, with the audited financial statements from which it has been derived.

Other Reporting Required by Government Auditing Standards

In accordance with *Government Auditing Standards*, we have also issued our report dated February 20, 2025 on our consideration of the Authority's internal control over financial reporting and on our tests of its compliance with certain provisions of laws, regulations, contracts, and grant agreements and other matters. The purpose of that report is solely to describe the scope of our testing of internal control over financial reporting and compliance and the results of that testing, and not to provide an opinion on the effectiveness of the Authority's internal control over financial reporting or on compliance. That report is an integral part of an audit performed in accordance with *Government Auditing Standards* in considering the Authority's internal control over financial reporting and compliance.

A handwritten signature in cursive script that reads "Eric Bailly LLP".

Menlo Park, California
February 20, 2025

This section of the Authority's financial statements, referred to as management's discussion and analysis, provides a narrative introduction, overview, and analysis of the Authority's financial statements that follow.

Fiscal Year 2023-24 Financial Highlights

The primary revenue source for the Authority comes from each member agency based upon the estimated expenses for the upcoming year and a franchise agreement with West Valley Collection and Recycling that provides revenues of \$300,000 annually for the Authority. Operating revenues increased in the current year by \$449,745 from 2023. Total operating revenues for the fiscal year ended June 30, 2024, were \$1,506,770 compared to operating expenses of \$1,280,563, resulting in operating income of \$226,207 for the fiscal year. This loss was supplemented by investment income of \$23,789 resulting in a change in net position of \$249,996. Ending net position was \$590,274, consisting of cash and investments in the amount of \$1,087,449, receivables of \$6,473, and accounts payable and other liabilities of \$503,648.

Overview of the Financial Statements

This discussion and analysis serve as an introduction to the Authority's basic financial statements.

These basic financial statements are designed to provide readers with a broad overview of the Authority's finances in a manner similar to a private sector business. They consist of the statement of net position, the statement of revenues, expenses, and changes in net position, the statement of cash flows, and the related notes.

The statement of net position includes all of the Authority's investments in resources (assets and deferred outflows of resources) and the obligations to creditors (liabilities and deferred inflows of resources). It also provides the basis for computing rate of return, evaluating the capital structure of the Authority, and assessing the liquidity and financial flexibility of the Authority. All of the current year's revenues and expenses are accounted for in the statement of revenues, expenses, and changes in net position. This statement measures the success of the Authority's operations over the past year and can be used to determine whether the Authority has successfully recovered all of its costs through its assessments, fees and other charges, profitability, and creditworthiness. The final required financial statement is the statement of cash flows. The primary purpose of this statement is to provide information about the Authority's cash receipts and cash payments during the reporting period. The statement reports cash receipts, cash payments, and net changes in cash resulting from operating, investing, and financing activities and provides answers to such questions as where the cash came from, what was cash used for, and what was the change in cash balance during the reporting period. The notes to the basic financial statements provide additional information that is essential to a full understanding of the data provided in the basic financial statements. They can be found immediately following the financial statements.

Financial Analysis of the Authority

This analysis focuses on the net position and changes in net position at the Authority-wide level as presented in the statement of net position and the statement of revenues, expenses, and changes in net position.

Net position for the Authority is summarized below and analysis follows:

Statement of Net Position

	Fiscal Year 2024	Fiscal Year 2023
Cash and cash equivalents	\$ 1,087,449	\$ 454,661
Accounts Receivable	6,473	17,356
Accounts Payable and other Liabilities	503,648	131,739
Net position, unrestricted	<u>\$ 590,274</u>	<u>\$ 340,278</u>

Total assets and liabilities increased by \$621,905 (131.75%) and \$371,909 (282.31%), respectively, as a result of a significant increase in unearned revenues coupled with an increase in accounts receivable. Below is a summary of components that resulted in the changes in net position.

Statement of Revenues, Expenses, and Changes in Net Position

	Fiscal Year 2024	Fiscal Year 2023
Operating Revenues		
Member assessments	\$ 886,449	\$ 191,787
Annual fee payment	300,000	450,000
Reimbursements	97,221	333,690
Other	223,100	81,548
Total operating revenues	<u>1,506,770</u>	<u>1,057,025</u>
Operating Expenses		
Solid waste	980,563	732,720
Distributions to member agencies	300,000	450,000
Total Operating Expenses	<u>1,280,563</u>	<u>1,182,720</u>
Operating income (loss)	226,207	(125,695)
Nonoperating Revenue		
Other Grants	-	168,481
Investment income	23,789	5,952
Change in net position	<u>\$ 249,996</u>	<u>\$ 48,738</u>

Revenues and expenses increased from prior year as a result of additional funds needed to finalize the Authority's collection contract, complete a refuse vehicle impact study and a franchise fee study, and continue implementation of California Senate Bill 1383.

Budgetary Highlights

For the fiscal year ending June 30, 2024, the Authority's actual revenues were \$34,159 (or 2.2%) less than budgeted. This is primarily due to receiving less C&D and education outreach reimbursements than was budgeted for.

Economic Factors and Next Year's Budget

Next year's budget is based on current year actual results with a modest inflation factor of 3%. It also includes additional costs and revenues related to Senate Bill 1383 grant funding.

Requests for Information

This financial report is designed to provide a general overview of the West Valley Solid Waste Management Authority's finances for residents, taxpayers, creditors, and any other interested parties. Questions about this report can be directed to the City of Campbell's Finance Department at 70 North First Street, Campbell, CA 95008.

West Valley Solid Waste Management Authority

Statement of Net Position

June 30, 2024

(with Comparative totals at June 30, 2023)

	2024	2023
Current Assets		
Cash and cash equivalents	\$ 1,087,449	\$ 454,661
Accounts receivable	6,473	17,356
Total assets	1,093,922	472,017
Current Liabilities		
Accounts payable and other liabilities	503,648	131,739
Total liabilities	503,648	131,739
Net Position		
Unrestricted	590,274	340,278
Total net position	\$ 590,274	\$ 340,278

West Valley Solid Waste Management Authority
Statement of Revenues, Expenditures, and Changes in Net Position
Year Ended June 30, 2024 (with Comparative totals for the Year Ended June 30, 2023)

	2024	2023
Operating Revenues		
Member assessments		
City of Campbell	\$ 345,018	\$ 74,780
Town of Los Gatos	266,313	55,520
City of Monte Sereno	28,096	6,489
City of Saratoga	247,022	54,998
Total member assessments	886,449	191,787
Reimbursement from collection service provider	223,100	81,548
Reimbursement from hauler contract	97,221	333,690
Annual fee payment	300,000	450,000
Total operating revenues	1,506,770	1,057,025
Operating Expenses		
Distribution to member agencies	300,000	450,000
Professional and special services	873,751	620,530
Legal	20,967	35,564
Insurance	6,010	5,152
Audit	3,184	3,120
Other expenses	76,651	68,354
Total operating expenses	1,280,563	1,182,720
Operating Income (loss)	226,207	(125,695)
Nonoperating Revenue (Expenses)		
Grant revenues	-	168,481
Investment income	23,789	5,952
Total Nonoperating Revenue (Expenses)	23,789	174,433
Change In Net Position	249,996	48,738
Net Position at Beginning of Year	340,278	291,540
Net Position at End of Year	\$ 590,274	\$ 340,278

West Valley Solid Waste Management Authority

Statement of Cash Flows

Year Ended June 30, 2024 (with Comparative totals for the Year Ended June 30, 2023)

	2024	2023
Cash Flows from Operating Activities		
Cash received from member agencies	\$ 897,332	\$ 250,380
Cash received from service providers	620,321	865,238
Cash payments to member agencies	(300,000)	(450,000)
Cash payments to suppliers for goods and services	(608,654)	(838,730)
Net Cash Provided by (Used) in Operating Activities	608,999	(173,112)
Cash Flows From Non Capital Financing Activities		
Operating assistance received	-	168,481
Cash Flows From Investing Activities		
Investment income (loss)	23,789	5,952
Net Increase (Decrease) In Cash And Cash Equivalents	632,788	1,321
Cash and Cash Equivalents at Beginning of Year	454,661	453,340
Cash and Cash Equivalents at End of Year	\$ 1,087,449	\$ 454,661
Reconciliation of Operating Income to		
Net Cash Used for Operating Activities		
Operating Income	\$ 226,207	\$ (125,695)
Adjustments to reconcile operating income to net		
cash used for operating activities		
Decrease (Increase) in accounts receivable	10,883	58,593
Increase (Decrease) in accounts payable and other liabilities	371,909	(106,010)
Net Cash Provided by (Used) for Operating Activities	\$ 608,999	\$ (173,112)

Note 1 - Summary of Significant Accounting Policies**Reporting Entity**

The West Valley Solid Waste Management Authority (the Authority) was formed on October 1, 1997, to implement and administer the West Valley Solid Waste Management Plan, manage rate studies, and negotiate the related contracts for member entities. The Authority is the only entity included in these financial statements.

The Authority includes the Cities of Campbell, Monte Sereno, and Saratoga and the Town of Los Gatos. The City of Campbell (the City) maintains the financial records and provides accounting services for the Authority.

Measurement Focus and Basis of Accounting

The Authority is accounted for as an enterprise fund (proprietary fund type). A fund is an accounting entity with a self-balancing set of accounts established to record the financial position and results of operations of a specific governmental activity. The activities of enterprise funds closely resemble those of ongoing businesses in which the purpose is to conserve and add to basic resources while meeting operating expenses from current revenues. Enterprise funds account for operations that provide services on a continuous basis and are substantially financed by revenues derived from user charges.

The accounting and financial reporting treatment is determined by the applicable measurement focus and basis of accounting. Measurement focus indicates the type of resources being measured, such as *current financial resources* or *economic resources*. The basis of accounting indicates the timing of transactions or events for recognition in the financial statements.

The Authority's financial statements are reported using the *economic resources measurement focus* and the *accrual basis of accounting*. Revenues are recorded when earned and expenses are recorded when a liability is incurred, regardless of the timing of related cash flows.

Cash and Cash Equivalents

For the purposes of the statement of cash flows, cash equivalents are defined as short-term, highly liquid investments that are both readily convertible to known amounts of cash or so near their maturity that they present insignificant risk of changes in value because of changes in interest rates and have an original maturity date of three months or less. The City's cash and investments are in the California Local Agency Investment Fund ("LAIF"). The balance is available for withdrawal on demand and is based on the accounting records maintained by LAIF, which are recorded on an amortized cost basis. The City valued its investments in LAIF at June 30, 2024, by multiplying its balance by a fair value factor determined by LAIF (.996316042). This fair value factor was calculated by dividing the total fair value for all participants by the total amortized cost.

Fair Value Measurements

The Authority categorizes its fair value measurement within the fair value hierarchy established by accounting principles generally accepted in the United States of America. The hierarchy is based on the relative inputs used to measure the fair value of the investments. Level 1 inputs are quoted prices in active markets for identical assets, Level 2 inputs are quoted prices for similar assets in active markets, and Level 3 inputs are significant unobservable inputs.

The Authority's investment in the City of Campbell investment pool is not subject to the fair value hierarchy.

Classification of Revenues

Operating revenues consist of charges to member agencies, franchise fees, and reimbursements charged to West Valley Collection and Recycling. *Nonoperating revenues* consist of investment income.

Net Position Flow Assumption

When both restricted and unrestricted resources are available for use, it is the Authority's policy to use restricted resources first and then use unrestricted resources as they are needed.

Prior-Year Data

Selected information regarding the prior year has been included in the accompanying financial statements. This information has been included for comparison purposes only and does not represent a complete presentation in accordance with accounting principles generally accepted in the United States of America. Accordingly, such information should be read in conjunction with the Authority's prior-year financial statements from which this selected financial data was derived.

Use of Estimates

The preparation of financial statements in accordance with accounting principles generally accepted in the United States of America requires management to make estimates and assumptions that effect certain reported amounts and disclosures. Accordingly, actual results could differ from the estimates.

Cash and Investments

The Authority does not have a separate bank account, however, pools its cash with the City's portfolio of investments. Investments are stated at fair value. The Authority is a voluntary participant in that pool. This pool is governed by and under the regulatory oversight of the Investment Policy adopted by the City Council of the City. The fair value of the Authority's investment in this pool is reported in the accompanying financial statements at amounts based upon the Authority's pro rata share of the fair value calculated by the City for the entire City portfolio. The balance available for withdrawal is based on the accounting records maintained by the City, which are recorded on an original cost basis. At June 30, 2024, the Authority had a cash balance of \$1,087,449.

Pooled cash consists of investments authorized by the California Government Code and the City of Campbell's investment policy. Allowable investment instruments are defined in the California Government Code Section 53600, et. seq., as amended. If the Code is further revised to allow additional investments or is changed regarding the limits on certain categories of investments, the City is authorized to conform to these changes, excluding those changes that may be prohibited by this policy. Where the Government Code specifies a percentage limitation for a particular category of investments, that percentage is applicable only at the date of purchase. The City's pool is not rated and is not registered with the SEC. The average maturity of its investments is less than one year. Additional disclosures about the City's pooled cash and investments may be found in the City's annual comprehensive financial report.

Franchise Agreement

On April 23, 2024, the Authority entered into a franchise agreement with West Valley Collection and Recycling. Under this agreement, the Authority will receive a payment of \$300,000 annually for the right to continue to hold the franchise for the collection of solid waste, recyclable materials, green waste, food scraps, and construction and demolition debris within the Authority; the transportation of such material to appropriate places of processing, recycling, composting, and/or disposal; and the processing of recyclable materials and food scraps for a period of 10 years ending March 31, 2034. The Authority has recorded the fee revenues of \$300,000 from this agreement in the accompanying statement of revenues, expenses, and changes in net position.

West Valley Solid Waste Management Authority

Notes to Financial Statements

June 30, 2024

On April 23, 2024, the Authority agreed that the proceeds from the franchise agreements would be distributed to each member agency based on the population. Accordingly, the Authority has recorded distributions to member agencies of \$300,000 in operating expenses in the accompanying statement of revenues, expenses, and changes in net position. The distributions were as follows:

	<u>Amount</u>
City of Campbell	\$ 116,764
Town of Los Gatos	90,128
City of Monte Sereno	9,508
City of Saratoga	<u>83,600</u>
Total distributions	<u><u>\$ 300,000</u></u>

At June 30, 2024, there was no balance due to these member agencies.



Independent Auditor's Report on Internal Control over Financial Reporting and on Compliance and Other Matters Based on an Audit of Financial Statements Performed in Accordance with *Government Auditing Standards*

To the Board of Directors
of the West Valley Solid Waste Management Authority
Campbell, California

We have audited, in accordance with auditing standards generally accepted in the United States of America and the standards applicable to financial audits contained in *Government Auditing Standards*, issued by the Comptroller General of the United States (*Government Auditing Standards*), the financial statements of the business-type activities of West Valley Solid Waste Management Authority (the Authority) , as of and for the year ended June 30, 2024, and the related notes to the financial statements, which collectively comprise the Authority's basic financial statements and have issued our report thereon dated February 20, 2025.

Report on Internal Control over Financial Reporting

In planning and performing our audit of the financial statements, we considered the Authority's internal control over financial reporting (internal control) as a basis for designing audit procedures that are appropriate in the circumstances for the purpose of expressing our opinions on the financial statements, but not for the purpose of expressing an opinion on the effectiveness of the Authority's internal control. Accordingly, we do not express an opinion on the effectiveness of the Authority's internal control.

A deficiency in internal control exists when the design or operation of a control does not allow management or employees, in the normal course of performing their assigned functions, to prevent, or detect and correct, misstatements on a timely basis. A *material weakness* is a deficiency, or a combination of deficiencies, in internal control, such that there is a reasonable possibility that a material misstatement of the entity's financial statements will not be prevented, or detected and corrected on a timely basis. A *significant deficiency* is a deficiency, or a combination of deficiencies, in internal control that is less severe than a material weakness, yet important enough to merit attention by those charged with governance.

Our consideration of internal control was for the limited purpose described in the first paragraph of this section and was not designed to identify all deficiencies in internal control that might be material weaknesses or significant deficiencies. Given these limitations, during our audit we did not identify any deficiencies in internal control that we consider to be material weaknesses. However, material weaknesses or significant deficiencies may exist that were not identified.

Report on Compliance and Other Matters

As part of obtaining reasonable assurance about whether the Authority's financial statements are free from material misstatement, we performed tests of its compliance with certain provisions of laws, regulations, contracts, and grant agreements, noncompliance with which could have a direct and material effect on the financial statements. However, providing an opinion on compliance with those provisions was not an objective of our audit, and accordingly, we do not express such an opinion. The results of our tests disclosed no instances of noncompliance or other matters that are required to be reported under *Government Auditing Standards*.

Purpose of this Report

The purpose of this report is solely to describe the scope of our testing of internal control and compliance and the results of that testing, and not to provide an opinion on the effectiveness of the entity's internal control or on compliance. This report is an integral part of an audit performed in accordance with *Government Auditing Standards* in considering the entity's internal control and compliance. Accordingly, this communication is not suitable for any other purpose.

A handwritten signature in cursive script that reads "Eide Sully LLP".

Menlo Park, California
February 20, 2025

This page intentionally left blank



WEST VALLEY

Solid Waste Management Authority

CAMPBELL • LOS GATOS • MONTE SERENO • SARATOGA

Agenda Item No. 7

Meeting Date: May 1, 2025

To: West Valley Solid Waste Management Authority Board

From: Executive Director

Subject: Board Meeting Schedule

AGENDA ITEM REPORT

Recommended Action

Approve Board Meeting schedule for fiscal year (FY) 2025-26.

Discussion

The attached schedule reflects the FY 2025-26 regularly scheduled meetings for the West Valley Solid Waste Management Authority (Authority).

The Authority must address certain items at specific meetings during the year due to procedural or contractual commitments. For example, the Authority must elect new Board Members at the first meeting of the calendar year. The attached schedule shows these items in bold type. The schedule shows other more flexible items in normal type.

The attached schedule is meant to be a guide, not a rigid schedule. The Authority may cancel regular meetings and schedule special meetings as needed. Board Members, the Authority Attorney, or the Executive Director may add, accelerate, delay, or delete items from the schedule. A week prior to each meeting, the Authority publishes Board Meeting agendas, which describe the items the Authority will discuss at each Board Meeting.

Documents Attached

A. FY 2025-26 Proposed Schedule of Meetings

Fiscal Impact

None



WEST VALLEY

Solid Waste Management Authority

CAMPBELL • LOS GATOS • MONTE SERENO • SARATOGA

ATTACHMENT A TO AGENDA ITEM NO. 7

Fiscal Year 2025-26 Proposed Schedule of Meetings

Meeting Date	Discussion Items
September 4, 2025	<ul style="list-style-type: none">• Receive California Department of Resources, Recycling and Recovery (CalRecycle) Annual Reports
November 6, 2025	<ul style="list-style-type: none">• Discuss West Valley Solid Waste Management Authority (Authority) Budget Priorities
February 5, 2026	<ul style="list-style-type: none">• Elect New Officers• Approve Authority Budget
May 7, 2026	<ul style="list-style-type: none">• Approve Board Meeting Schedule• Receive Audited Financial Statements
Recurring Meeting Agenda Items	<ul style="list-style-type: none">• Approve Prior Meeting Minutes• Receive the Year-to-Date Financial Report• Receive a Report on Recent Regulatory and Legislative Changes• Receive a Report on Solid Waste Programs and Customer Service



Agenda Item No. 8

Meeting Date: May 1, 2025

To: West Valley Solid Waste Management Authority Board
From: Executive Director
Subject: Expansion of Number of Approved C&D Collection Contractors

AGENDA ITEM REPORT

Recommended Action

Approve Resolution 2025-02 of the Board of Directors (Board) of the West Valley Solid Waste Management Authority (Authority) allowing an eleventh construction and demolition (C&D) collection contractor to participate in the non-exclusive C&D program and authorizing the Executive Director to execute the agreement, consistent with the non-exclusive model approved by the Board in Resolution 2023-10.

Discussion

Background

At the December 2022 Board Meeting, the Board voted to end the exclusive C&D collection service provided by West Valley Collection & Recycling (WVC&R) and establish a non-exclusive system for C&D collection and recycling, effective March 1, 2024. Authority staff developed the new program in cooperation with the cities of Campbell, Monte Sereno, and Saratoga; and the Town of Los Gatos (Member Agencies) staff and in consultation with stakeholders. On September 7, 2023, the Board approved the Executive Director's recommended program framework, which included an annual application process to approve up to ten (10) C&D collection contractors.

During the initial enrollment period, several qualified contractors applied. At the February 2024 Board Meeting, the Board authorized the Executive Director to execute agreements with nine (9) approved C&D collection contractors, leaving one position available. The new non-exclusive C&D collection system was officially implemented on March 1, 2024.

2025 Enrollment

The 2025 open enrollment period for C&D collection contractors took place between February and March 2025. During this time, two qualified contractors submitted applications. One was approved to fill the tenth and final available position. The second qualified applicant is Republic Services. They are the second largest waste hauler in the country and an active service provider in the surrounding region. They also meet all program requirements.

Part of the reason for the limitation on the number of providers was to manage administrative burden and cost for staff. Staff has reviewed the level of demand resulting from the Non-Exclusive C&D system, and we find that it has not taken as much time as is budgeted for FY 2025-26, and staff believes that this additional service provider could be managed without any adjustment to budget or level of effort.

Authority staff recommends increasing the number of C&D collection providers from ten (10) to eleven (11) to allow Republic Services to operate within the Authority's service area. The Member Agencies' municipal codes authorize the regional agency to impose a limit on the number of non-exclusive C&D haulers; however, they do not specify a fixed quantity. This provides the Board with flexibility to determine the number of contractors necessary to effectively support the program's goals and service needs.

Documents Attached

A. Resolution 2025-02

Fiscal Impact

None

RESOLUTION NO. 2025-02

RESOLUTION OF THE BOARD OF DIRECTORS OF THE WEST VALLEY SOLID WASTE MANAGEMENT AUTHORITY ALLOWING AN ELEVENTH CONSTRUCTION AND DEMOLITION COLLECTION CONTRACTOR TO PARTICIPATE IN THE NON-EXCLUSIVE CONSTRUCTION AND DEMOLITION PROGRAM AND AUTHORIZING THE EXECUTIVE DIRECTOR TO EXECUTE THE AGREEMENT, CONSISTENT WITH THE NON-EXCLUSIVE MODEL APPROVED BY THE BOARD IN RESOLUTION 2023-10.

WHEREAS, The Board of Director of the West Valley Solid Waste Management Authority at the February 1, 2024 regularly scheduled meeting previously authorized the Executive Director to execute the document entitled "NON-EXCLUSIVE FRANCHISE AGREEMENT BETWEEN WEST VALLEY SOLID WASTE MANAGEMENT AUTHORITY AND _____ FOR CONSTRUCTION & DEMOLITION (C&D) DEBRIS COLLECTION SERVICES" (Agreement), for each of the applicants that have been selected and approved by the Executive Director consistent with the application process approved by the Board of Director, not to exceed ten (10) separate contractors; and,

WHEREAS, the Executive Director identified an eleventh (11th) qualified applicant, Republic Services Inc. (Republic) who is an active service provider in the surrounding region and meets all program requirements.

NOW, THEREFORE, BE IT RESOLVED BY THE BOARD OF DIRECTORS OF THE WEST VALLEY SOLID WASTE MANAGEMENT AUTHORITY hereby approves to increase the not to exceed limit from ten (10) to eleven (11) C&D debris collection contractors and the Executive Director is hereby authorized to execute the Agreement, same for each of the applicants that have been selected and approved by the Executive Director consistent with the application process approved by the Board of Directors, not to exceed eleven (11) separate contractors.

BE IT FURTHER RESOLVED BY THE BOARD OF DIRECTORS OF THE WEST VALLEY SOLID WASTE MANAGEMENT AUTHORITY that the execution of the Agreement to provide for the collection of C&D is categorically exempt from the California Environmental Quality Act (CEQA) Statutory Exemptions, Title 14 of the California Code of Regulations Section 15301- Existing Facilities and 15308-Actions By Regulatory Agencies For Protection of the Environment.

This resolution was passed and adopted by the Board of Directors of the West Valley Solid Waste Management Authority at a Regular Board Meeting on the first day of May 2025, by the following vote:

	Count	Member Names
AYES:	_____	_____
NOES:	_____	_____
ABSENT:	_____	_____



WEST VALLEY

Solid Waste Management Authority

CAMPBELL • LOS GATOS • MONTE SERENO • SARATOGA

RESOLUTION NO. 2025-02
Page 2 of 2

ABSTAIN:

Approved:

Bryan Mekechuk, Chairperson

Attest:

Rob Hilton, Executive Director



WEST VALLEY

Solid Waste Management Authority

CAMPBELL • LOS GATOS • MONTE SERENO • SARATOGA

CALENDAR OF FUTURE AGENDA ITEMS

September 4, 2025

- Receive results of Multi-Family Behavior Change Pilot Program (Pilot) with Mill.
- Receive and file California Department of Resource, Recycling and Recovery (CalRecycle) Electronic Annual Reports.
- Authorize Agreement with Education & Outreach vendor for design and printing.

November 6, 2025

- Receive an West Valley Solid Waste Management Authority (Authority) budget workshop presentation.

February 5, 2026

- Elect new officers.
- Approve the Authority budget for fiscal year (FY) 2026-27.

May 7, 2026

- Receive report on final FY 2026-27 rates.
- Accept audited financial statements.
- Approve Board Meeting schedule.